



# 2024

Golf & Landscape Catalogue

Established 1954



Irrigation Design • Consulting • World-Class Product Supply • Service Excellence



# Vanden Bussche Irrigation Contacts

**Marc Vanden Bussche**

President

[mvandenbussche@vandenbussche.com](mailto:mvandenbussche@vandenbussche.com)

## DELHI - HEAD OFFICE

**AGRICULTURE, LANDSCAPE & GOLF**

Toll Free: 1-800-387-RAIN (7246)

Local: (519)-582-2380

**Marc Craddock**

Golf Sales Manager

[mcraddock@vandenbussche.com](mailto:mcraddock@vandenbussche.com)

**Gerad Vanden Bussche**

Landscape Territory Manager  
 (Southwestern Ontario)

[gvandenbussche@vandenbussche.com](mailto:gvandenbussche@vandenbussche.com)

**Mike Temple**

Golf Territory Manager  
 (Central & Western Ontario)

[mtemple@vandenbussche.com](mailto:mtemple@vandenbussche.com)

**Albert Darnbrough**

Inside Sales

[adarnbrough@vandenbussche.com](mailto:adarnbrough@vandenbussche.com)

**Paul Dinsdale**

Service Technician

[pdinsdale@vandenbussche.com](mailto:pdinsdale@vandenbussche.com)

## WINDSOR & SOUTHWESTERN ONTARIO

Tel: (226) 280-4453

**Jessica Aytoun**

Landscape & Golf  
 Territory Manager,

(Windsor & Southern Ontario)

[jaytoun@vandenbussche.com](mailto:jaytoun@vandenbussche.com)

## CONCORD

**LANDSCAPE & GOLF**

Toll Free: 1-800-703-5464

Local: (905)-660-5464

**Rob Cooke**

Sales & Business Operations Manager

[rcooke@vandenbussche.com](mailto:rcooke@vandenbussche.com)

**Michael Di Nunzio**

Sales Manager - Landscape Division

[mdinunzio@vandenbussche.com](mailto:mdinunzio@vandenbussche.com)

**Bob Beauchemin**

Branch Manager

[bbeauchemin@vandenbussche.com](mailto:bbeauchemin@vandenbussche.com)

**Vic Moolchan**

Assistant Branch Manager

[vmoolchan@vandenbussche.com](mailto:vmoolchan@vandenbussche.com)

**Colin MacLellan**

Project & Sales Coordinator

[cmaclellan@vandenbussche.com](mailto:cmaclellan@vandenbussche.com)

**Phil Brown**

Golf Territory Manager

(Toronto & Northern Ontario)

[pbrown@vandenbussche.com](mailto:pbrown@vandenbussche.com)

**Dan Columbus**

Service Technician - Landscape & Golf

[dcolumbus@vandenbussche.com](mailto:dcolumbus@vandenbussche.com)

**Kevin Curnutte**

Service Technician - Landscape & Golf

[kcurnutte@vandenbussche.com](mailto:kcurnutte@vandenbussche.com)

**Rob Paulens**

Contractor Account Manager

[rpaulens@vandenbussche.com](mailto:rpaulens@vandenbussche.com)

**Faisal Nadeem**

Contractor Account Manager

[fnadeem@vandenbussche.com](mailto:fnadeem@vandenbussche.com)

**Devon Lalchan**

Inside Sales

[dlalchan@vandenbussche.com](mailto:dlalchan@vandenbussche.com)

## BURLINGTON

**LANDSCAPE & GOLF**

Tel: (905) 634-7246

**Liam Bryck**

Branch Manager &

VMI Coordinator

[lbryck@vandenbussche.com](mailto:lbryck@vandenbussche.com)

**Nicole Van Mil**

Assistant Branch Manager

[nvanmil@vandenbussche.com](mailto:nvanmil@vandenbussche.com)

**Michael Reid**

Inside Sales

[mreid@vandenbussche.com](mailto:mreid@vandenbussche.com)

## OTTAWA &

## EASTERN ONTARIO

Tel: (613) 854-2888

**Chris Nelski**

Territory Manager

(Eastern Ontario)

[cnelski@vandenbussche.com](mailto:cnelski@vandenbussche.com)

# Providing Irrigation Solutions Since 1954.

Vanden Bussche Irrigation was incorporated in 1954 to service the irrigation needs of the agriculture market in Southwestern Ontario. As we have grown and expanded to new markets, our core values of integrity, fair dealings and commitment to excellence in customer service has never changed.

We strive to provide high quality, reliable and innovative products and services that enrich the lives of those who use them, by saving them time, money, and lowered maintenance costs. Our commitment to our people and their development has ensured that our knowledge and expertise is the industry's best.

As we look forward to the 4th generation of Vanden Bussche management, our ongoing investment in people, technology and products inventory will continue to grow.

**Our Mission: To ensure the continued success of our customers, employees and industry partners, and support the growth in profit and prosperity for all.**

## MEMBER ASSOCIATIONS



## Prices

Prices are subject to change without notice. Prices invoiced will be the price in effect at the time of shipping or pickup.

Prices in the catalogue are list prices. For inquiry about trade prices, please contact a member of our team.

Applicable taxes will be charged separately on the invoice.

## Credit Policy

For those with established records of prompt payment, we are glad to grant reasonable credit terms. New accounts are cash C.O.D. until a record is established with us. We require trade and bank references for establishment of our credit. The minimum charge on account is \$25.

## Delivery - Freight Terms

Delivery terms are available upon request. All deliveries are subject to charge.

## Delivery Schedule

Vanden Bussche Irrigation will deliver to different regions on a weekly schedule. Please call for details. Claims for shortages/errors made on packing slips or delivery must be made within seven(7) days of receipt of order.

\*\*Vanden Bussche will be responsible for delivering orders to customer's place of business or job site safely and undamaged. Although our drivers will be happy to aide in the off-loading of these orders, it remains the responsibility of the customer for any damage or losses incurred during off-loading. It is the customers responsibility to supply any equipment needed in the off-loading of orders.

## Special Orders

All special orders must be made in writing (fax or email). All special non-stock orders must be prepaid and may not be cancelled or returned. Shipping surcharge may be applicable.

## Warranty

Items returned for a warranty exchange, replacement or repair must be accompanied with an invoice. It is our policy to follow the manufacturer with regards to warranty claims. Updates of manufacturers warranty products are available upon request.

## Returned Merchandise

Although we are happy to assist with all your irrigation needs the best we can, Vanden Bussche Irrigation & Equipment Limited does adhere to a strict merchandise return policy. Our policy is **NOT** to accept returned goods. All sales are final when a customer takes receipt of product. However, we do understand that some exceptions may apply and items for return will be assessed on a case by case basis.

The following parameters may involve exception to the **NO RETURNS** rule:

1. All returns for product must be completed within 3 months of original purchase. Items that exceed the 3 months, may NOT be returned for credit or otherwise.
2. All customers must have proof of purchase at the time of the return process. This can be either a Vanden Bussche Irrigation & Equipment Ltd. Packing Slip or Invoice. Customers without proof of purchase will not be eligible for credit or otherwise.
3. NO returns will be completed for Non-Stock items of any kind, unless approved by the vendor or GM.
4. All items being returned must be in "re-saleable" condition. Vanden Bussche Irrigation & Equipment Ltd., will not accept any damaged, dirty or unempt product regardless of the number of days from purchase.
5. At the discretion of Vanden Bussche Irrigation, all returns may be subject to a re-stocking fee not to exceed 20% of order value, unless a picking error of product was made by a VBI staff member.
6. Shipments are prepaid to the originating VBI location.

## Hours of Operation

Monday - Thursday: 8:00 am-5:00 pm  
 Friday: 8:00 am-4:00 pm

Saturday: Contact your local branch

Sunday: Closed

## Holiday Long Weekends

Contact your branch for details regarding long weekend closures.

## Off Season Closures

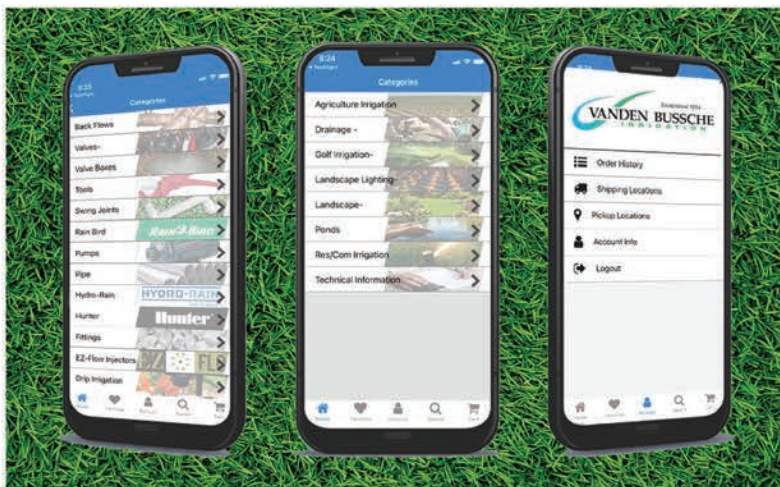
Some of our branches may be closed during the winter. Please see your branch for more information

Vanden Bussche Irrigation is closed for a full week at the end of November each year, due to inventory count. Please see your branch for specific closure dates.

# EDUCATION, TOOLS & SUPPORT

Creating Convenience for Industry Professionals

As your irrigation distributor, we want to be able to provide our customers with the tools to make communication, ordering and education the most efficient options available. When you're successful, we're successful.



## MOBILE APP 2.0

A faster, more efficient way to place your orders daily!



## Online Training Portal

Professional online courses that will add more value to your business!



## Contractor Rewards Program

A program for professionals to earn points on purchases each year!



## Deliveries You Can Count On

Our fleet is impressive and we'll get you the product when you need it!

## GOLF PRODUCTS

Golf Services.....	8
Rain Bird Control Systems.....	9-11
Rain Bird Rotors & Tools.....	12-14
WX Line.....	15
Brass Sprinklers & Accessories.....	17
Saddles, Swing Joints, Tap Tees.....	18-19
Harco Fittings.....	20-22
Isolation Valves.....	23
PVC Pipe.....	25
Schedule 40 Fittings.....	26-28
Schedule 80 Fittings.....	29-30
Repair Couplings.....	31

## RAIN BIRD IRRIGATION

Spray Heads.....	32-35
Rotors.....	35-38
Controllers.....	39-44
IQ & LTE.....	45
Valves.....	46
Flow Meters.....	47

## HUNTER IRRIGATION

Spray Heads.....	48-50
Valves.....	51
Rotors.....	52-54
Controllers.....	55-59
Swing Pipe, Saddles & Fittings.....	60-62
Valve Boxes.....	64
Poly Pipe.....	65
Clamps.....	67
Insert Fittings & Nipples.....	68-69
Electrical Wire, Connectors & Tools.....	71-72
Backflow Prevention.....	73
Copper & TecTite Fittings.....	74-75
Manual Valves.....	76

## PUMPS

Berkeley Pumps.....	78-79
Franklin Pumps & Controls.....	80-82
Submersible Pumps.....	83
Galvanized Fittings.....	84
Pump Accessories.....	85

## DRIP IRRIGATION

Rain Bird Drip Irrigation.....	86
Hunter & Netafim Drip Irrigation.....	87
Rain Bird Point Source Irrigation.....	88
Drip Parts & Accessories.....	89
Filters.....	90-91
Kifco Hose Reels.....	92

## LANDSCAPE LIGHTING

WAC Fixtures.....	93-95
FX Luminaire Fixtures.....	96-99
Alliance Fixtures.....	101-104
Cast Fixtures.....	105
Brilliance LED Lamps.....	108-109
Transformers, Timers & Accessories.....	110
Installation Material & Accessories.....	111

## POND CARE

Arbourdale Products.....	112
Aerators & Fountains.....	113

## DRAINAGE

NDS Drainage.....	115-117
ADS Drainage.....	118
Hand Tools & Accessories.....	119-121
Irrigations Tools & Accessories.....	122-123
Hot Boxes.....	123
Technical Information.....	124-126

Right Place. Right Time. Every Time.

**RAIN**  **BIRD**

Convenience

Simplicity

Performance



Achieve optimal playing conditions and healthier turf with a self-adjusting stator and consistent rotation speed. Make hassle-free upgrades any time, with Rain Bird's exclusive Timeless Compatibility™. Trusted by golf course professionals worldwide, Rain Bird rotors provide the performance you expect, the simplicity you need, and the convenience you can't live without.

Learn more at

[go.rainbird.com/golfrotors](https://go.rainbird.com/golfrotors)

NGCOA Canada and CGSA members receive a rebate of 1.5% on Rain Bird Golf irrigation products

**GOLFMAX**  
**NGCOA**    
OFFICIAL SUPPLIER

## Golf & Commercial Services

### Marc Craddock

Golf Sales Manager  
 Tel: (905) 660-5464  
 Cell: (905) 537-9716  
[mcraddock@vandenbussche.com](mailto:mcraddock@vandenbussche.com)

### Dan Columbus

Field Service Technician  
 Tel: (905) 660-5464  
 Cell: (416) 805-7632  
[dcolumbus@vandenbussche.com](mailto:dcolumbus@vandenbussche.com)

### Paul Dinsdale

Field Service Technician  
 Tel: (519) 582-2380  
 Cell: (548) 388-5758  
[pdinsdale@vandenbussche.com](mailto:pdinsdale@vandenbussche.com)

Vanden Bussche Irrigation and Rain Bird are specialized irrigation-only companies focused on water management, efficiency, and conservation for the golf irrigation market. Vanden Bussche Irrigation staff are highly trained with the expertise needed in order to satisfy your irrigation needs.

#### On-Site Troubleshooting

Vanden Bussche Irrigation provides professional on-site troubleshooting for all golf irrigation systems, while specializing in Rain Bird control systems for:

- Central Control
- Decoder
- 2-Wire & Link
- Integrated Control Systems

#### Other professional services we provide:

- Wire Tracing
- Ground Fault Finding
- Communication Issues

#### Preventative Maintenance

- Grounding Tests
- Surge Protection
- Satellite Clean Out
- Weather Stations

#### GPS & Mapping Services

- Updating or Digitizing Current Maps
- As-Built Maps
- Irrigation Design
- Asset Location
- Central Control Integration
- Radio Survey

#### Pump Services

- Pump station efficiency assessments
- Pump station servicing
- Pump station design for electric or diesel applications
- Pump rentals for diesel or PTO pumps

#### System Training

Proper training is an essential element in successfully managing your irrigation system. If you require training to better understand your system, just let us know. We can provide one-on-one training or save you a spot at our next training event.

The benefits of one-on-one training are obvious. We can provide professional assistance to ensure you are trained to troubleshoot your irrigation system.

Understanding the benefits and challenges you encounter specifically with your system can often be the most valuable training available.



**RAIN BIRD**

**Global  
Service  
Plans**

Contact your Territory Manager for further details

**Protect your investment  
Maximize system life  
Control your budget**







## CirrusPRO

Whether paired with the Rain Bird® IC System™, a satellite-based system or field decoders, CirrusPRO is easy to install and use. CirrusPRO delivers everything you'd expect from a smart system, plus a few unique features that will bring your playing conditions to the next level.



### MORE FREEDOM

Every system feature and all course data can be accessed from anywhere, on any smart device — there's no need to download multiple apps! You can also customize the interface to fit your needs, including the ability to:

- Add unlimited users
- Choose from 10 languages
- Select which map layers are visible



### BETTER DATA

CirrusPRO actively monitors course conditions with APIs and widgets like Weather Forecast and RainWatch, and notifies you when there's a potential issue. Directly from the system's map, you can access up-to-the-minute information, including:

- The last time each station was irrigated as well as the amount irrigated, whether manually or through a program
- Exactly how much time is left on every station via the real-time countdown feature
- Any active adjustments along with an indication if the adjustment is high, low or no runtime



### COMPLETE CONTROL

Best of all, you can water by seconds, ET, rotation or application. CirrusPRO makes efficient irrigation easier by eliminating the need to manually calculate runtime based on precipitation rate. This enables you to irrigate by precise measurements. You can also set up auto responses for when conditions change unexpectedly. From the system's map, you can do the following tasks:

- Take action on multiple stations at the same time
- Make critical manual adjustments in an instant
- See every nozzle associated with your rotors, so you can perform audits quickly

## Global Service Plans (GSP)

Your Rain Bird Central Control and irrigated turf system is the single most important course management tool you have. You want to make sure your system continues to use water efficiently for years to come, and Rain Bird's Global Service Plan (GSP) is here to help you achieve your goals. A Global Service Plan gives you access to 24/7 phone support from GSP Engineers dedicated to help answer your questions, provide expert advice, and minimize your system's downtime.



## Rain Watch

Patented Rain Bird® RainWatch technology maximizes water efficiency while minimizing system wear and tear through intelligent, real-time decision-making based on accurate rainfall measurement.



## WatchDog Weather Station

Enhance your turf's quality with Spectrum's WatchDog\* weather station. By harnessing real-time evapotranspiration (ET) data, you can precisely irrigate using CirrusPRO for optimal results.



## Pump Stations

- Electronically controlled VFD pump stations
- Constant speed pump stations

Additional Rain Bird® Pump Station variations include:

- Flows up to 10000 gpm capacity.
- Pump components vary depending on application and budget.
- Real-Time Communication: The pump station communicates in real time with the central control.





## The TRUE Benefits of a Rain Bird System



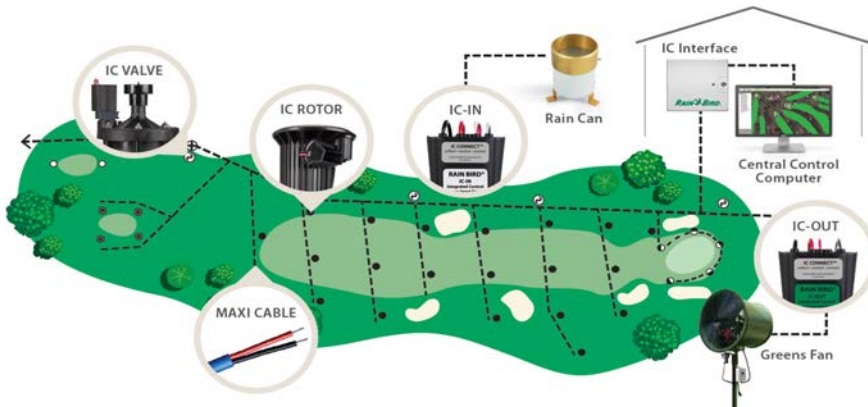
### IC System

Connect to the Future

Achieving optimal playing conditions isn't about working harder, it's about working smarter. Add Rain Bird's intelligent IC System with IC CONNECT™ and you're on your way. Communicate directly with every rotor on your course and gain one-of-a-kind course management with IC CONNECT. With an intuitive interface operated from a computer, tablet or mobile device, the IC System puts control in your hands, anywhere.

By updating your existing PAR+ES Controllers with the IFX Satellite Board\*, you now have the ability to add IC Rotors and Valves by simply tapping into the existing satellite MAXI™ Cable.

RAIN BIRD IC PARTS	DESCRIPTION
AXICSD	IC Surge Device
AXICM	IC Module
AXICMVLKIT	ICM Valve Adapter Kit
AXM61010	4" Maxicom Rain Can
AXHS4000	IC IN
AXHS5000	IC OUT



### Advanced Features in a Simple, Expandable Design

With features that enable you to streamline installation and benefits that reach beyond the golf course, the Rain Bird IC System with IC CONNECT™ delivers one-of-a-kind property management.

- No satellites or decoders
- Up to 90% less wire
- Test over 1,000 stations in 45 seconds
- Add components anywhere there is MAXI™ Cable.

"With the Rain Bird ICI+, I was able to get the latest technology without going through a major renovation, saving me considerable time and money."

- Ian McQueen, Golf Course and Property Manager

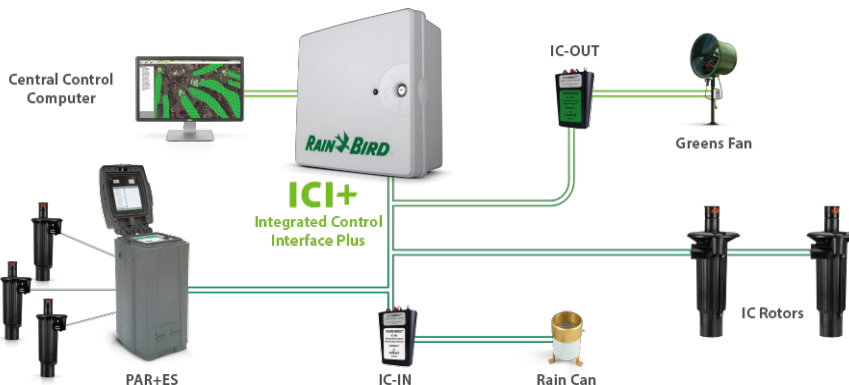
St. George's Golf and Country Club | Etobicoke, Ontario

## ICI + SYSTEM

The Industry's Only Integrated Course Control

With Rain Bird's **Integrated Control Interface Plus (ICI+)** and ICI+LINK, you can bring the intelligent IC System™, Two-Wire Satellites and LINK™ (wireless) Satellites all onto the same interface.

Rain Bird ICI+ and ICI+LINK open up new and less disruptive ways to renovate or expand your course with the IC System. Add IC Rotors and Valves, as well as IC CONNECT™, by updating your satellite interface boards and tapping into your existing MAXI™ Cable.



**Complete Control in One Interface:** Manage Rain Bird Two-Wire Satellites, LINK Satellites, IC System or any combination of all three from one interface.

**An Easier Way to Upgrade:** Extend the life of your current system and get the latest in irrigation technology without a complete overhaul.

**Unmatched Wireless Capabilities:** Get greater design flexibility without communication wires and license requirements with ICI + LINK.



## Satellite Controllers

### PAR + ES

Boasting advanced technology, our updated PAR+ES Satellite Controllers feature IFX Satellite Boards that take communicating with Rain Bird's Integrated Control Interface Plus (ICI+) and IC System™ to the next level.

The easy-to-use program, central control-ready Rain Bird® PAR+ES Controller features 72-station capability, unlimited programs with central control, premium surge protection, extensive diagnostics and a best-in-class pedestal enclosure.

\* Contact your Sales Rep for used satellite controllers



### AXPARETRETRO kit includes:

Retro Kit PAR+ES 16 Station

1 PIB


2 OSM

PAR+ES Face Plate

Transformer

Mounting Bracket

RAIN BIRD SATELLITES & PARTS	DESCRIPTION
AXPARPLUSES S	16 - 72 Station, Pedestal, Stand Alone w/switches
AXPARPLUSES2 S	16 - 72 Station, Pedestal, 2 wire 2/switches
AXLINK	Expands any of the above to wireless communication
AXHA0200	8 Station Expansion Module (OSM) w/switches
AXPARESKIT	Expansion Kit 49-72
AXP633226-02	Power Interconnect Board (PIB) for PAR+
AXP633226-03	Power Interconnect Board (PIB) for PAR+ES
AXP633176	Ribbon Cable for Face Plate to PIB
AXMAXI2WMOD	2-Wire Communication Module
AXH44550	Link Radio InterFace Module
AXP634875	Ribbon Cable from PIB to 2-Wire Communication Module
AXP635569	Ribbon Cable for PAR+ES Expansion Cable for 49 or more stations
AXMAXIMIMLOANER	Maxi Interface Module (Loaner)
AXMAXIDECODERINT	Maxi Decoder Interface (Loaner)

RAINBIRD SATELLITE CONTROLLERS	PAR PLUS ES	
STATION CAPACITY	Up to 72 (also available with decoders)	
CONFIGURATIONS	Stand Alone, 2-wire path, LINK system	
STATION LOAD CAPACITY	Up to 4 solenoids per station	
PROGRAMS	6 auto/2 manual, unlimited w/central	
MANUAL STATION OPERATION	1 to 16 station simultaneous	
AT-A-GLANCE STATION OPERATION	LCD displays active stations	

## Decoders

With all electronic components fully sealed within a water-tight enclosure and buried underground, damage from floods, frost, rodents or vandals is virtually eliminated. Rain Bird decoders are an especially good choice for flood plains.

### Features:

- Can be easily expanded.
- Less wire used than satellite systems.
- Low voltage and short-circuit detection.



RAIN BIRD DECODERS	DESCRIPTION
AXFD101	Single station, individual head control
AXFD102	Single station, double head control
AXFD202	Double station, double head control
AXFD401	Four stations, individual head control w/LSP
AXFD601	Six stations, individual head control w/LSP
AXLSP-1	Line surge protection
AE270DCFD	Decoder Cable Fuse device, 2-way
AE270DCFD3	Decoder Cable Fuse device, 3-way

# RAIN BIRD



**3 YEAR WARRANTY**  
 ON ALL  
**RAIN BIRD GOLF ROTORS**

\*\*Rotor warranty extended to 5 years if installed with Rain Bird swing joints.\*\*

## Rain Bird Golf Rotors

The Rain Bird Golf Rotor has been and will continue to be the industry leader.

- True closed-case design with self flushing action
- Manual operation selector with optional quick-coupling feature
- Top-serviceable selector assembly and rock screen
- Reinforced case assembly with shovel guards for tubing
- Only available in ACME threads
- Rotors are typically factory set at 80 PSI



Block Series

### Block Series Rotors

Model B: 1" ACME Inlet

ROTORS	DESCRIPTION	RADIUS	FLOW RATE (GPM)	NOZZLE TRAJECTORY	BOX QTY.
AX552B	Block - Full Circle	33' - 55'	6.8 - 14	51 Nozzle: 12° 52-54 Nozzle: 25°	10
AX702B	Block - Full Circle	59' - 77'	16.9 - 42.9	Standard: 25° Wind Tolerant: 12°	10
AX752B	Block - Full Circle	19' - 84'	6.7 - 47	Standard: 25° Wind Tolerant: 12° Low Angle & #18: 15°	10

### 702/752 Series Rotors

Models E & IC : 1.25" ACME Inlet



702/752 Series

ROTORS	DESCRIPTION	RADIUS	FLOW RATE (GPM)	NOZZLE TRAJECTORY	BOX QTY.
AX702E	Electric - Full Circle	59' - 77'	16.9 - 42.9	Standard: 25° Wind Tolerant: 12°	8
AX702IC	Integrated Control - Full Circle	59' - 77'	16.9 - 42.9	Standard: 25° Wind Tolerant: 12°	8
AX752E	Electric - Full Circle, Adjustable 30° to 345°	19' - 84'	6.7 - 47	Standard: 25° Wind Tolerant: 12° Low Angle & #18: 15°	8
AX752IC	Integrated Control - Full Circle, Adjustable 30° to 345°	19' - 84'	6.7 - 47	Standard: 25° Wind Tolerant: 12° Low Angle & #18: 15°	8

### 952 Series Rotors

1-1/2" ACME Inlet



952 Series

ROTORS	DESCRIPTION	RADIUS	FLOW RATE (GPM)	NOZZLE TRAJECTORY	BOX QTY.
AX952E	Electric - Full Circle	70' - 101'	19.7 - 54.5	25°	4
AX952S	Hydraulic - Full Circle	70' - 101'	19.7 - 54.5	25°	4
AX952IC	Integrated Control - Part Circle	70' - 101'	19.7 - 54.5	25°	4



## Rotor Nozzles

Specifications at 80 PSI



	PART #	GPM	FT	NUMBER	COLOUR
552	AXP213500-51	8.60	36	#51	BLUE
	AXP213500-52	8.73	40	#52	BEIGE
	AXP213500-53	11.80	51	#53	GRAY
	AXP213500-54	12.26	53	#54	RED
700/ 702	AXP213700-28	21.5	62	#28	WHITE
	AXP213700-32	25	67	#32	BLUE
	AXP213700-36	28.3	70	#36	YELLOW
	AXP213700-40	30.6	72	#40	ORANGE
	AXP213700-44	33.9	75	#44	GREEN
	AXP213700-48	37.5	74	#48	BLACK
751/ 752	AXP213751-18**	8.1	31	#18	BEIGE
	AXP213751-20**	8.9	41	#20	GRAY
	AXP213751-22**	10.8	43	#22	RED
	AXP213751-24**	10.2	48	#24	PLUM
	AXP213751-26**	11.6	51	#26	LT. GREEN
	AXP213750-28	19.3	59	#28	WHITE
	AXP213750-32	21.4	61	#32	BLUE
	AXP213750-36	24	67	#36	YELLOW
	AXP213750-40	27.5	71	#40	ORANGE
	AXP213750-44	30.4	71	#44	GREEN
	AXP213750-48	33.7	73	#48	BLACK
	AXP213751-50	41.9	81	#50	BROWN
	AXP211417-40	34.20	62.99	#40	ORANGE
	AXP211417-44	36.5	71	#44	GREEN
	AXP211417-48	42.14	78.97	#48	BLACK
	AXP211562-28	24.39	50.98	#28	WHITE
AXP211562-32	26.64	58.99	#32	BLUE	
AXP211562-36	29.54	60.99	#36	YELLOW	
	AXP211697	750 CASCADE			
	AXP212287	750 DUAL SPREADER			
900/ 952	AXP213900-44	24.7	71	#44	BLUE
	AXP213900-48	34.1	75	#48	YELLOW
	AXP213900-52	37.1	81	#52	ORANGE
	AXP213900-56	43.5	85	#56	GREEN
	AXP213900-60	46.4	91	#60	BLACK
	AXP213900-64	51	93	#64	RED
WIND TOLERANT NOZZLE KIT					
700/ 702	AXP21286216WT	18.1	59	#16	GRAY
	AXP21286218WT	21.5	62	#18	RED
	AXP21286222WT	30.1	64	#22	BLACK
751/ 752	AXP21293316WT	17.8	62	#16	GRAY
	AXP21293318WT	21.4	65	#18	RED
	AXP21293322WT	35.8	65	#22	BLACK

REAR SPREADER NOZZLE MID-RANGE	
752/ 952	AXP211562 BLUE
	AXP213702 ORANGE
	AXP211452 BLACK
752/ 952	AXP213705 BLUE
	AXP211417 BLACK

(\*\*) indicates low flow valve

Parts Discount applies on Golf Rotor Nozzles

## Rotor Common Parts



INTERNALS	PART #
552	AXP214551
702	AXP215702
752	AXP215752
952	AXP211443
Rain Bird Sod Cup Kit	AXP212613
SNAP RINGS - TOP	
500 - 700	AXP211921-01
900 Series	AXP211934-01
CASE ASSEMBLY	
500 - 700	AXP21246603C
900	AXP212475-03
500 - 700 (BLOCK)	AXP211489-01
VALVES	
500 - Bottom Valve	AXP212089
700 - Bottom Valve	AXP211468
900 - 1100 - Bottom Valve	AXP211266
500 - 700 Snap Rings	AXP210470
900 - 1100 Snap Rings	AXP208396

O-RINGS	PART #
500 - 700	AXP211242
900/1100	AXP212383
MISC. PARTS	PART #
PRS Cartridge (pre 4/01)	AXP213366
PRS Cartridge (post 4/01)	AXP212150
Selector Assembly	AXP211418
Selector Seal (rust)	AXP211663
IC Module	AXICM
Black Golf Solenoid	AXP213462C
Quick Connects	AXP212159



RAIN BIRD  
SOD CUP KIT

## Rotor Tools

PART #	DESCRIPTION
AXD02237	Rock Screen Removal Tool
AXSVKE	Selector Service Tool
AXDR-SVK-18	Valve Selector Key (18")
AXDR-SVK-7	Valve Selector Key (7")
AXSRP	Snap Ring Pliers (900)
AXSRPE7	Snap Ring Pliers (700/750)
AXVT900D	Valve Insertion Tool (900)
AXVTE7	Valve Insertion Tool (700)
AXUHA	Universal Hose Adapter

PART #	DESCRIPTION
OETTRT100	Turbo Trimmer Ratcheting (no blade)
OETTRC007	7" Turbo Trimmer Blade
OETTRC008	8" Turbo Trimmer Blade
OEAERR	T Handle Valve Selector for Rain Bird
OEASKTRB	9 in 1 tool for Golf Rotors
OEHNR125S	Hose Tap for Rain Bird 700 Series
OEHNR150S	UHA Kit for Rain Bird 900 Series
MBTK300	Turf Knife
OEHNT100S	Hose Tap for Toro 630
OEHNT150S	Hose Tap for Toro 650



ROCK SCREEN REMOVAL TOOL



SELECTOR SERVICE TOOL



VALVE SELECTOR KEY 18"



VALVE SELECTOR KEY 7"



900 SNAP RING PLIERS



T-Handle Valve Selector



UHA for Rain Bird



TURBO TRIMMER



UNIVERSAL HOSE ADAPTER



700 SNAP RING PLIERS



9 in 1 Tool for Golf Rotors



Hose Tap for Toro



TURF KNIFE



700 VALVE INSERTION TOOL



900 VALVE INSERTION TOOL

## Lightning Detection System



Designed for critical applications, **Strike Guard** monitors cloud and cloud-to-ground lightning and provides contact-closure signaling at user-set lightning activity thresholds. Patented optical signal processing and proprietary optical-coincidence technology prevent false alarms. Strike Guard enables automated activation of warning systems for human safety, and initiation of data backup and generator start-up, while also shutting down and/or isolating electrical systems for the duration of the electrical storm.

- Automatic alarm triggering with user set range categories
- No false alarms, patented technology
- Sensor and communication self-test
- Battery-powered with 5-year minimum battery lifespan, allowing for easy installation and electrical isolation
- NEMA 4X Sensor enclosure
- Fiber-Optic communication from the Sensor allows for a completely isolated integration; no electrical conductors enter the structure



Lightning within 20 miles:  
**CAUTION**

Lightning within 10 miles:  
**WARNING**

Lightning within 5 miles:  
**ALARM**

No Lightning ALARM events for 30 minutes:  
**ALL-CLEAR**

## Warning Systems



- Wireless activation from up to 2 miles away
- Programmable hours of operation
- Multi-stage strobe and audible notification
- Strobe-less and Strobe-only options available
- Many strobe colors available
- AC-powered or Solar-powered options available
- Adjustable horn volume

Lightning within 5 miles: **ALARM**

No lightning ALARM events for 30 minutes: **ALL-CLEAR**

Automatically alert personnel to Strike Guard CAUTIONS, WARNINGS or ALARMS with **WAVE Siren** Stations. Voice-coil, folded exponential horns provide loud audible alerts while high-intensity xenon strobes provide persistent visual alerts.




LCD Display and multi-purpose navigational buttons allow users to view the Transmitter status, configuration and user menus.

## Critical Asset Protection Bulkheads

WX Line's Active Lightning Protection bulkheads (CAPB) capabilities:

- **Selective Isolation** - disconnects selected conductors from the critical asset
- **Selective Grounding** - grounds disconnected conductors
- **Selective Shutdown** - disconnects power conductors via independent circuits with programmable delays to provide the ultimate defense against over-voltages, electrical over-stress and lightning surges.



The **CAPB-Central** is an automatic lightning protection by isolation and/or grounding of field conductors connected to central irrigation controller computer and related hardware.


### Features:

- WAVE Sequencer
- AC Power secondary surge suppressor
- RF surge suppressor
- AC protection for satellite or decoder systems.

# HARCO FITTINGS LLC

Providing a newly expanded product line for the golf course irrigation industry

- Ductile iron Fittings and Restraints
- PVC Pressure Fittings
- HDPE Fittings
- Compression Fittings for HDPE pipe
- Stainless Steel Lateral Isolation Valves



HARCO FITTINGS, LLC  
P.O. Box 10335 ♦ Lynchburg, VA 24506-0335  
Phone: (434) 845-709 Fax: (434) 845-8562

sales@harcofittings.com ♦ www.harcofittings.com



## What *Hose* Around Comes Around!

- ✓ **60% LIGHTER** than the average green hose (50 ft & 100 ft available)
- ✓ Lightweight, general water supply over long distances to equipment & worksites (300 psi)
- ✓ Urethane tube provides puncture resistance
- ✓ Urethane tube provides puncture resistance

*\*Call us for net pricing.*



A hose you can count on.  
Call for yours today!



A9615 Red-Lite  
300 psi

1-800-387-RAIN (7246)  
www.vandenbussche.com







## Impact Sprinklers



AX85ESHD

IMPACT SPRINKLERS		RANGE (FT)	FLOW (GPM)
AX25BPJFPADJDAT	Brass, 1/2" MIPT F/P circle	36 - 45	1.5 - 8.4
AX35A-PJ-ADJ-TNT	Brass, 3/4" MIPT, Part circle	42 - 51	4.2 - 7.8
BEWR33	Brass, 3/4" MIPT, Full circle (nozzle extra) *	42 - 51	4.2 - 7.8
AX65PJ-ADJ-TNT	Brass, 1" FIPT, F/P circle	57 - 65	12.9 - 16.5
AX85ESHD	Brass, 1 1/4" MIPT, Dual nozzle F/P circle	61-116	17-128

IMPACT NOZZLE CONVERSION CHART FOR 70S														
NEW STYLE	8	9	10	11	12	13	14	15	16	17	18	20	22	24
OLD STYLE	1/8	9/64	5/32	11/64	3/16	13/64	7/32	15/64	1/4	17/64	9/32	5/16	11/32	3/8

\*WR33 requires 1 nozzle BEPWR532

## Turf Valves



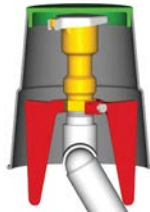
TURF VALVE (AX5RC)



VALVE KEY (AX55K)



SWIVEL HOSE ELBOW (AXSH2)



QUICK COUPLER STABILIZER

PART # - TURF VALVES	DESCRIPTION
AX3RC	3/4" with rubber cover
AX44RC	1" x 3/4" with rubber cover
AX5RC	1" x 1" with rubber cover

PART # - VALVE KEYS	DESCRIPTION
AX33K	3/4" MIPT on top for use with 3RC
AX44K	3/4" MIPT on top for use with 44RC
AX55K	1" MIPT on top for use with 5RC

PART # - HOSE ELBOWS	DESCRIPTION
AXSH-0	3/4" FIPT x 3/4" MIHT
AXSH-1	1" FIPT X 3/4" MIHT
AXSH-2	1" FIPT x 1" MIHT

PART # - ACCESSORIES	DESCRIPTION
MD82201	Quick coupler stabilizer

## Irrigation Accessories



EGA9615100X100



HEAVY DUTY HOSE



OEH10100B



OENG450



POLY-FOG NOZZLE



OEHC100



MCRB2210

PART #	DESCRIPTION
EGA9615100X50	1" x 50' Red-Lite Water Line Hose - 300 PSI
EGA9615100X100	1" x 100' Red-Lite Water Line Hose - 300 PSI
EGGH07550	3/4" X 50' Heavy Duty Hose with Couplers
EGGH075100	3/4" x 100' Heavy Duty Hose with Couplers
EGGH1100	1" x 100' Heavy Duty Hose with Couplers
OEH10100B	1" x 100' Ultra MAX Blue Hose
PF075MXF-BS	3/4" Brass Couplers
PF100MXF-BS	1" Brass Couplers
PFSL100-12G	3/4" Poly Fog nozzle (green)
PFSL100-16N	1" Poly Fog nozzle (red)
PFSL150-24N	1 1/2" Poly Fog nozzle (red)
PFP100W	1" Hose Washer
OENG450	3/4" MAGNUM Hose Nozzle
NDIRNZ009	1" Nozzle w/bumper (10-24GPM) - Kocheck
NDIRNZ015	1" Nozzle w/bumper (20-60GPM) - Kocheck
MCRB2210	22" Aluminium Roller Base (1" FHT x 1" FIPT)
OEHC100	1" Underhill Hose Caddie Reel

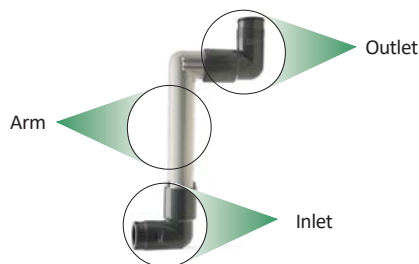
# RAIN BIRD

## Rain Bird Swing Joints & Accessories

Looking to enhance the performance of your golf course irrigation system? Rain Bird swing joints are the perfect solution.

- Innovative elbow design reduces pressure loss by over 50%
- Excellent structural integrity from the swept elbow design reduces the costs associated with fatigue-related failures

### Rain Bird Swing Joints



SWING JOINT	INLET	ARM	OUTLET
AXTSJ12	1" MIPT	1" x 12"	1" MIPT
AXSJ1210016	1" MIPT	1" x 12"	1 1/4" ACME
AXSJ1215013	1 1/2" MIPT	1 1/2" x 12"	1 1/2" ACME
AXSJ12125R3	1 1/2" ACME	1 1/4" x 12"	1 1/4" ACME
AXSJ1215033	1 1/2" ACME	1 1/2" x 12"	1 1/2" ACME

### Rain Bird Swing Joint Adapters



SWING ADAPTERS	DESCRIPTION
AXSJP213370-02	Adapter NPT x ACME 1 1/4"
AXSJP213370-03	Adapter NPT x ACME 1 1/2"

### PVC Saddles & Tap Tees



HARCO ACME TAP TEES (GASKET X ACME)		CASE QTY.
MD153-206	2" x 1 1/2"	16
MD153-256	2 1/2" x 1 1/2"	16
MD153-306	3" x 1 1/2"	16



WEDGE PLASTIC SADDLE TEES FOR PVC IRRIGATION		DESCRIPTION	CASE QTY.
FLSADP21	2" x 1"	SADDLE TEE WEDGE	5
FLSADP215	2" x 1 1/2"	SADDLE TEE WEDGE	5
FLSADP2515	2 1/2" x 1 1/2"	SADDLE TEE WEDGE	5
FLSADP31	3" x 1"	SADDLE TEE WEDGE	5
FLSADP32	3" x 2"	SADDLE TEE WEDGE	5
FLSADP42	4" x 2"	SADDLE TEE WEDGE	5
FLSADP62	6" x 2"	SADDLE TEE WEDGE	5
FLSADP82	8" x 2"	SADDLE TEE WEDGE	5



BOLT-ON PLASTIC SADDLE TEES FOR PVC IRRIGATION		DESCRIPTION	CASE QTY.
BA361-211	1 1/2" x 1"	SADDLE X SOC	5
BA364-251	2" x 1 1/2"	SADDLE X ACME	5
BA364-337	3" x 1 1/2"	SADDLE X ACME	5
BA364-419	4" x 1 1/2"	SADDLE TAPPED	5

Designing or building, a golf course, sports field, or other turf project? We have your Swing Joint Solutions!

- Ease of maintenance and adjustments to rotor settling or turf height
- Allow rotor to be positioned vertically and horizontally for exact grade alignment

Click here for more information on Westlake Pipe & Fittings Swing Joints



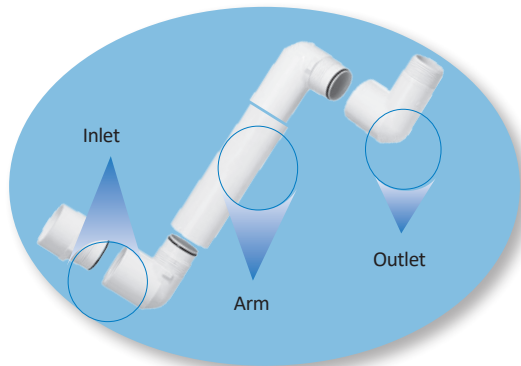
# Westlake Pipe & Fittings

## Swing Joints

PART #	INLET	ARM	OUTLET
BAT532-208	½" MIPT	1/2" x 8"	½" MIPT
BAG132212	1" MIPT	1" x 12"	1" MIPT
BAG130212	1" MIPT	1" x 12"	1" ACME
BAG13A212	1" MIPT	1" x 12"	1¼" ACME
BAG138212	1" MIPT	1" x 12"	1½" ACME
BAG332212	1½" MIPT	1½" x 12"	1½" MIPT
BAG330212	1½" MIPT	1½" x 12"	1½" ACME
BAG34A212	1½" ACME	1½" x 12"	1¼" ACME
BAG3M0212	1½" ACME	1½" x 12"	1½" ACME

## Quick Coupler Swing Joints

PART #	INLET	ARM	OUTLET
BAG13S212	1" MIPT	1" x 12"	1" BRASS
BAD1A11118	1" MIPT	1" x 18"	1" BRASS
BAD1A11112	1" MIPT	1" x 12"	1" BRASS
BAG13S218	1" MIPT	1" x 18"	1" BRASS
BAG1MS212	1½" ACME	1" x 12"	1" BRASS



## Inlet Nipples

PART #	INLET (M)	OUTLET (M)
BAG130000	1" ACME	1½" ACME
BAG001004	1½" ACME	1½" ACME
BAG001014	1½" ACME	1" ACME
BAG001016	1½" ACME	1¼" ACME




## Swing Joint Adapters

PART #	INLET (F)	OUTLET (M)
BAG002-132	1" FIPT	1¼" ACME
BAG002212	1½" FIPT	1¼" ACME
BAG102010	1" FIPT	1" ACME
BAG302015	1½" FIPT	1½" ACME
BA539212	1¼" ACME	1½" ACME




## PVC Service Elbows

PART #	SLIP x FACME	BOX QTY
BA307-251	2" x 1½"	10
BA307-291	2½" x 1½"	5
BA307-337	3" x 1½"	5



## PVC Service Tees

PART #	SLIP x SLIP x FACME	BOX QTY
BA302-251	2" x 2" x 1½"	10
BA302-291	2½" x 1½"	5
BA302-337	3" x 3" x 1½"	5



## Elbows

PART #	INLET (F)	OUTLET (M)
BAG001011	1" ACME	1" BRASS
BAG100002	1" ACME	1" ACME
BAG102000	1" ACME	1" MIPT
BAG108132	1" ACME	1¼" ACME
BAG108211	1" ACME	1½" ACME
BAG300002	1½" ACME	1½" ACME
BAG302000	1½" ACME	1½" MIPT
BAG302133	1½" ACME	1" MIPT
BAG308-133	1½" ACME	1" ACME
BAG308212	1½" ACME	1¼" ACME



## ACME Caps

PART #	INLET
BAG548012	1¼" ACME

## Swing Joint Extensions

PART #	INLET
BAG587003	1¼" SJ Extension
BAG587001	1½" SJ Extension





HARCO offers fittings for HDPE pipe starting at ½" through 36". Both IPS and DIPS available, as well as FM fittings. HARCO has developed a set of sources with long and proven experience in the manufacture of pipe fittings for HDPE pipe. We offer special fittings for irrigation applications utilizing our Swivel and Lateral Isolation Valve Products.

### Tee




PART #	SIZE
MD8010101	2"
MD8020202	2½"
MD8030303	3"
MD8040404	4"
MD8060606	6"
MD8080808	8"
MD8101010	10"
MD8121212	12"

### Reducing Tee



PART #	SIZE
MD8030301	3" x 2"
MD8040403	4" x 3"
MD8060603	6" x 3"
MD8060604	6" x 4"
MD8080806	8" x 6"

### Reducer Bushing



PART #	SIZE
MD80332	3" x 2"
MD80330	3" x 2½"
MD80434	4" x 2"
MD80432	4" x 2½"
MD80430	4" x 3"
MD80632	6" x 4"
MD80832	8" x 6"
MD81034	10" x 4"
MD81032	10" x 6"
MD81236	12" x 4"
MD81234	12" x 6"

### Swivel Valves



PART #	SIZE
MD8411062PL	2" 90° Swivel Valve
MD8412062PL	2 ½" 90° Swivel Valve
MD8413062PL	3" 90° Swivel Valve
MD8414062PL	4" 90° Swivel Valve

\*\* STAINLESS STEEL \*\*

### Swivel Tee & Extensions



PART #	SIZE
MD8045405	Swivel Tee 4"
MD8065405	Swivel Tee 6"
MD87106	6" Swivel Riser Extension
MD87112	12" Swivel Riser Extension

See page 31 for more repair couplings.



### PVC Service Tees

PART #	SIZE
MD153-206	2" x 1½" G x ACME
MD153-256	2½" x 1½" G x ACME
MD153-306	3" x 1½" G x ACME

### 90° Elbow

PART #	SIZE
MD80120	2"
MD80220	2½"
MD80320	3"
MD80420	4"
MD80620	6"
MD80820	8"

### 22 ½° Elbow

PART #	SIZE
MD80224	2½"
MD80424	4"
MD80624	6"
MD80824	8"
MD81024	10"
MD81224	12"

### 45° Elbow


PART #	SIZE
MD80122	2"
MD80222	2½"
MD80322	3"
MD80422	4"
MD80622	6"
MD80822	8"

### Couplings


PART #	SIZE
MD80140	2"
MD80240	2½"
MD80340	3"
MD80440	4"
MD80640	6"
MD80840	8"

### Repair Couplings

PART #	SIZE	CASE QTY.
MD109-015	1½"	24
MD109-020	2"	24
MD109-025	2½"	24
MD109-030	3"	24
MD109-040	4"	12
MD109-060	6"	6
MD109-080	8"	4
MD109-100	10"	1




<b>VALVE TO PIPE RESTRAINT</b>	
<b>* ALL STYLE B</b>	
MD820125	2"
MD820225	2 ½"
MD820326	3"
MD820426	4"
MD820626	6"
MD820826	8"
MD821025	10"
<b>* Style A is available upon request</b>	




<b>KNUCKLE RESTRAINTS</b>	
MD60-100-02	2"
MD60-100-25	2 ½"
MD60-100-03	3"
MD60-100-04	4"
<b>* 100 lbs of Torque</b>	



<b>VALVE TO FITTING RESTRAINT</b>	
MD820320	3"
MD820420	4"




<b>FITTING TO PIPE RESTRAINT</b>	
MD820110	2"
MD820210	2 ½"
MD820310	3"



<b>PIPE TO PIPE RESTRAINT</b>	
MD820315	3"
MD820415	4"
MD820615	6"
MD820815	8"




<b>FITTING TO VALVE TO PIPE</b>	
MD820221	2 ½"
MD820321	3"
MD820421	4"
MD820621	6"



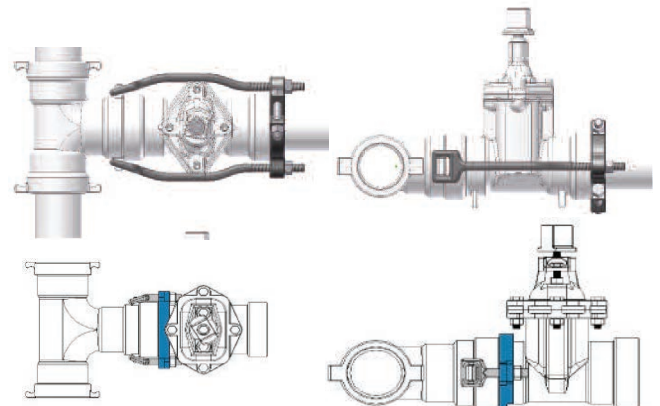

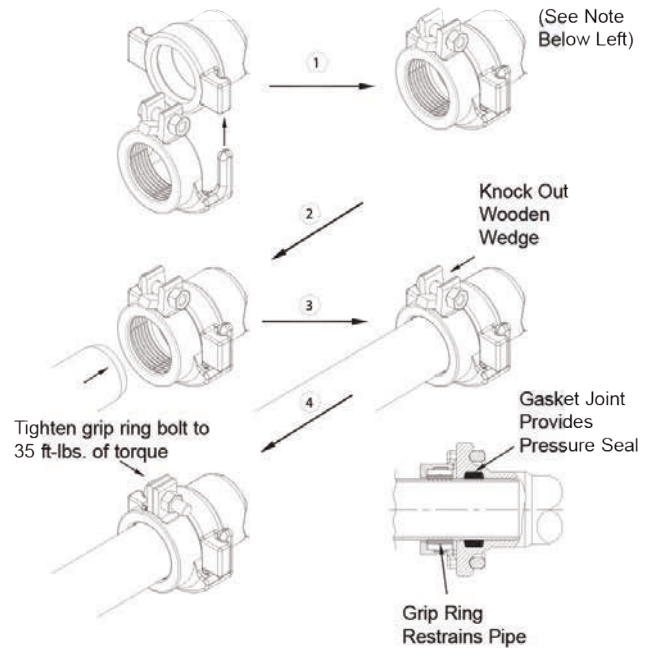
<b>FITTING TO PIPE RESTRAINT CLAMSHELL STYLE</b>	
MD820411	4"
MD820611	6"
MD820811	8"
MD821011	10"
<b>* 100 lbs of Torque</b>	



<b>CONNECTION LINKS &amp; WEDGES</b>	
MD82000	up to 8"
MD82003	10" - 12"



## KNUCKLE RESTRAINTS





## PHILMAC Fittings for IPS HDPE



### Adapters

#### PHILMAC ADAPTERS

MD75-33044	1" Male Adapter
MD75-33066	1½" Male Adapter
MD77-33088	2" Male Adapter
MD75-33244	1" Female Adapter
MD75-33266	1½" Female Adapter"
MD77-33288	2" Female Adapter



### End Caps

#### PHILMAC END CAPS

MD75-3494	1" End Cap
MD75-3496	1½" End Cap
MD77-3498	2" End Cap



### Couplings

PART #	SIZE
MD75-30844	1" Coupling
MD75-30866	1½" Coupling
MD77-30888	2" Coupling
MD77-30988	2" Coupling w/o stop



### Collet

PART #	SIZE
MD75-6896	1½" Collet
MD75-6898	2" Collet



### Tees

#### PHILMAC TEES

MD75-312444	1" Tee
MD75-312666	1½" Tee
MD77-312888	2" Tee



### Service Tees

#### PHILMAC TEES

MD75-351442	1 x 1½" Service Tee
MD75-351444	1" Service Tee
MD75-351666	1½" Service Tee
MD77-353886	2" x 1½" Service Tee
MD77-351888	2" Service Tee



### Elbows

PART #	SIZE
MD75-31844	1" Elbow
MD75-31866	1½" Elbow
MD77-31888	2" Elbow



### Service Elbows

PART #	SIZE
MD77-32386	2" x 1½" Service Elbow
MD77-32088	2" Service Elbow

## System Solution for HDPE & Steel Pipe



### Plain End Coupling

PART #	SIZE
MDCOUP9053	3" HDPE Coupling
MDCOUP9054	4" HDPE Coupling
MDCOUP9056	6" HDPE Coupling
MDCOUP9074	4" HDPE to Steel
MDCOUP9076	6" HDPE to Steel



### Adapters

PART #	SIZE
MDCOUP9043	3" HDPE Flange
MDCOUP9044	4" HDPE Flange
MDCOUP9046	6" HDPE Flange



### Tees

PART #	SIZE
MDHD415VIC	4" x 1 1/2" Mechanical



### Aquamine

Aquamine provides convenient transition from PVC to HDPE without the need for special adapters.

**Please note:**  
Lead times on the below valves may vary based on quantity and time of year.  
Speak with your Territory Manager for more information

# Isolation Valves



NIBCO Push on Gate Valve

## NIBCO Push On Gate Valve

NIBCO PUSH ON GATE VALVES	
TF619RW-2	2" Push on Gate Valve
TF619RW-25	2½" Push on Gate Valve
TF619RW-3	3" Push on Gate Valve
TF619RW-4	4" Push on Gate Valve
TF619RW-6	6" Push on Gate Valve
TF619RW-8	8" Push on Gate Valve



AVK Ringtite Valve

## AVK Cast Iron Gate Valve

AVK CAST IRON GATE VALVES	
TFAVK2	2" Ringtite valve
TFAVK25	2½" Ringtite valve
TFAVK3	3" Ringtite valve
TFAVK4	4" Ringtite valve
TFAVK6	6" Ringtite valve
TFAVK8	8" Ringtite valve

Ask us about HDP parts. Available upon request.



MUELLER Wedge Gate Valve

## Mueller Canada Resilient Gate Valve

PART #	SIZE
TFMUELLER2	2" Threaded Gate Valve
TFMUE4	4" Push On Radial Gate Valve
TFMUE6	6" Push On Radial Gate Valve
TFMUE8	8" Push On Radial Gate Valve

Available upon request: Ringtite Valve in 2", 4", 6" & 8"  
Contact your Territory Manager for more information.



Seymour Valve Control Key

## Gate Valve Tool

PART #	DESCRIPTION
TF403RT-KEY	Valve control key

# Quality Irrigation Piping



## CycleTough® PVC Series Pipe & Fittings (IPSOD)



IPEX CycleTough® irrigation (Series 160 and Series 200) piping has remained the preferred brand of PVC piping in Canada for over 30 years.

CycleTough IPS piping is used in irrigation systems

and is designed to serve the demanding, recurring pressure surges associated with these applications.

So for your next irrigation project, ensure the underground piping meets the same high standard as what's growing above ground.

- Certified to CSA B137.3
- 160 psi or 200 psi options
- Sizes 1-1/2" to 24"
- Solvent-weld or gasket joint
- Easy to install, zero maintenance
- Made in Canada

[ipexna.com](http://ipexna.com) | 1-866-473-9462



CycleTough® is a registered trademark.



Whatever your installation needs are, we have many different varieties, schedules and classes of high quality PVC irrigation pipe & sleeving. Our massive inventory of pipe is second to none and we will go the distance to satisfy all of your piping needs.



# IPEX

All PVC pipe orders shipped by VBI will have a delivery charge.



### SDR-26 (CLASS 160) PRESSURE PIPE - 160 PSI RATED - 20' LENGTHS

PART #	CONNECTION TYPE	SIZE	SKID QTY.
ETA160-150	BELL END	1½"	4420
ETA160-200	BELL END	2"	2800
ETA160-250	BELL END	2½"	1560
ETA160-300	BELL END	3"	1560
ETA160-400	BELL END	4"	1200
ETA160G-300	GASKET JOINT	3"	1560
ETA160G-400	GASKET JOINT	4"	1200
ETA160G-600	GASKET JOINT	6"	520
ETA160G-800	GASKET JOINT	8"	280
ETA160G-1000	GASKET JOINT	10"	240
ETA160G-1200	GASKET JOINT	12"	160

### SDR-21 (CLASS 200) PRESSURE PIPE - 200 PSI RATED - 20' LENGTHS

ET200-075	BELL END	¾"	4400
ET200-100	BELL END	1"	3600
ET200-125	BELL END	1¼"	3300
ET200-200	BELL END	2"	2800
ET200-250	BELL END	2½"	1560
ET200-300	BELL END	3"	1560
ET200G-200	GASKET JOINT	2"	2800
ET200G-250	GASKET JOINT	2½"	1560
ET200G-300	GASKET JOINT	3"	1560
ET200G-400	GASKET JOINT	4"	1200
ET200G-600	GASKET JOINT	6"	520
ET200G-800	GASKET JOINT	8"	280
ET200G-1000	GASKET JOINT	10"	240

### SCHEDULE 40 PRESSURE PIPE - 10' LENGTHS

ET40-075	BELL END	¾"	2920
ET40-100	BELL END	1"	2280
ET40-125	BELL END	1¼"	1960
ET40-150	BELL END	1½"	1510
ET40-200	BELL END	2"	1050

### SLEEVING/DRAINAGE - 10' LENGTHS

ET42325	BELL END	3"	1120
ET40045	BELL END	4"	630

### PIPE LUBRICANT

ETLUBE-Q	GASKET JOINT LUBRICANT
----------	------------------------

### TOOLS

ETBEVELPVC	PVC PIPE BEVELING TOOL FOR PIPE UP TO 4"
------------	--

Extra Discount Available for Ordering in Skid Quantities.



## Glue & Primer

IPEX 711 GREY GLUE		CASE QTY.
ET711GL	Gallon	6
ET711QT	Quart	12
ET711PT	Pint	12
ET711HP	Half-pint	24

IPEX 725 WET & DRY GLUE		CASE QTY.
ET725QT	Quart	12
ET725PT	Pint	12

IPEX CLEAR CEMENT		CASE QTY.
ET711PTC	Quart	12

IPEX CLEAR PRIMER		CASE QTY.
ET70PTC	Quart	12

IPEX P70 PURPLE PRIMER		CASE QTY.
ET70GL	Gallon	6
ET70QT	Quart	12
ET70PT	Pint	12
ET70HP	Half-pint	24

IPEX ACCESSORIES		
ET074317	4" Roller for Quart Cans	
ETDQ-150	Cap Dauber for Quart Cans	
ETDP75	Cap Dauber for Half Pint Cans	

# Schedule 40 Fittings

## TEE SLIP X SLIP

PART #	SIZE (in ")	BOX QTY.
BA401-005	1/2	50
BA401-007	3/4	50
BA401-010	1	50
BA401-012	1¼	25
BA401-015	1½	25
BA401-020	2	25
BA401-025	2½	10
BA401-030	3	10
BA401-040	4	5
BA401-060	6	4
BA401-080	8	2



## REDUCING TEE SLIP X SLIP

PART #	SIZE (in ")	BOX QTY.
BA401-101	3/4 x 3/4 x 1/2	50
BA401-130	1 x 1 x 1/2	50
BA401-131	1 x 1 x 3/4	50
BA401-167	1¼ x 1¼ x 3/4	25
BA401-168	1¼ x 1¼ x 1	25
BA401-209	1½ x 1½ x 1/2	25
BA401-210	1½ x 1½ x 3/4	25
BA401-211	1½ x 1½ x 1	25
BA401-212	1½ x 1½ x 1¼	25
BA401-213	1½ x 1½ x 2	25
BA401-247	2 x 2 x ½	10
BA401-248	2 x 2 x 3/4	10
BA401-249	2 x 2 x 1	10
BA401-250	2 x 2 x 1¼	10
BA401-251	2 x 2 x 1½	10
BA401-289	2½ x 2½ x 1	10



## TEE SLIP X FIPT

PART #	SIZE (in ")	BOX QTY.
BA402-005	1/2	50
BA402-007	3/4	50
BA402-010	1	50
BA402-012	1¼	25
BA402-015	1½	25
BA402-020	2	10
BA402-030	3	10
BA402-040	4	5



## REDUCING TEE SLIP X FIPT

PART #	SIZE (in ")	BOX QTY.
BA402-101	3/4 x 3/4 x 1/2	50
BA402-130	1 x 1 x 1/2	50
BA402-131	1 x 1 x 3/4	50
BA402-167	1¼ x 1¼ x 3/4	25
BA402-168	1¼ x 1¼ x 1	25
BA402-209	1½ x 1½ x 1/2	25
BA402-210	1½ x 1½ x 3/4	25
BA402-211	1½ x 1½ x 1	25
BA402-212	1½ x 1½ x 1¼	25
BA402-247	2 x 2 x 1/2	10
BA402-248	2 x 2 x 3/4	10
BA402-249	2 x 2 x 1	10
BA402-250	2 x 2 x 1¼	10
BA402-251	2 x 2 x 1½	10
BA402-289	2½ x 2½ x 1	10
BA402-291	2½ x 2½ x 1½	10
BA402-292	2½ x 2½ x 2	10
BA402-335	3 x 3 x 1	10
BA402-337	3 x 3 x 1½	10
BA402-338	3 x 3 x 2	10
BA402-420	4 x 4 x 2	5



## REDUCING TEE SLIP X SLIP

PART #	SIZE (in ")	BOX QTY.
BA401-291	2½ x 2½ x 1½	10
BA401-292	2½ x 2½ x 2	10
BA401-334	3 x 3 x 3/4	10
BA401-335	3 x 3 x 1	10
BA401-336	3 x 3 x 1¼	10
BA401-337	3 x 3 x 1½	10
BA401-338	3 x 3 x 2	10
BA401-416	4 x 4 x 3/4	4
BA401-417	4 x 4 x 1	5
BA401-420	4 x 4 x 2	5
BA401-422	4 x 4 x 3	5
BA401-528	6 x 6 x 2	5
BA401-530	6 x 6 x 3	5
BA401-532	6 x 6 x 4	5
BA401-582	8 x 8 x 4	2
BA401-585	8 x 8 x 6	2



## 90° ELBOW SLIP

PART #	SIZE (in ")	BOX QTY.
BA406-005	1/2	50
BA406-007	3/4	50
BA406-010	1	50
BA406-012	1¼	25
BA406-015	1½	25
BA406-020	2	25
BA406-025	2½	10
BA406-030	3	10
BA406-040	4	5
BA406-060	6	4
BA406-080	8	3



## TEE FIPT X FIPT

PART #	SIZE (in ")	BOX QTY.
BA405-005	1/2	50
BA405-007	3/4	50
BA405-010	1	50
BA405-012	1¼	25
BA405-015	1½	25



# Schedule 40 Fittings

## 90° ELBOW SLIP X FIPT



PART #	SIZE (in ")	BOX QTY.
BA407-005	1/2	50
BA407-007	3/4	50
BA407-010	1	50
BA407-012	1¼	25
BA407-015	1½	25
BA407-020	2	10
BA407-211	1½ x 1	25
BA407-249	2 x 1	25

## 90° ELBOW FIPT X FIPT



PART #	SIZE (in ")	BOX QTY.
BA408-005	1/2	50
BA408-007	3/4	50
BA408-010	1	50
BA408-012	1¼	25
BA408-015	1½	25
BA408-020	2	10

## 90° ELBOW STREET SLIP X SLIP



PART #	SIZE (in ")	BOX QTY.
BA409-005	1/2	50
BA409-007	3/4	50
BA409-010	1	50
BA409-015	1½	25

## 90° ELBOW MIPT X SLIP



PART #	SIZE (in ")	BOX QTY.
BA410-005	1/2	50
BA410-007	3/4	50
BA410-010	1	50
BA410-012	1¼	25
BA410-015	1½	25
BA410-020	2	10

## 90° ELBOW MIPT X FIPT



PART #	SIZE (in ")	BOX QTY.
BA412-005	1/2	50
BA412-007	3/4	50
BA412-010	1	50
BA412-012	1¼	25
BA412-015	1½	25
BA412-020	2	10

## 22½° ELBOW SLIP X SLIP



PART #	SIZE (in ")	BOX QTY.
BA465-020	2	10
BA465-025	2½	10
BA465-030	3	5
BA465-040	4	4
BA465-060	6	3
BA465-080	8	4

## 45° ELBOW SLIP



PART #	SIZE (in ")	BOX QTY.
BA417-005	1/2	50
BA417-007	3/4	50
BA417-010	1	50
BA417-012	1¼	25
BA417-015	1½	25
BA417-020	2	25
BA417-025	2½	10
BA417-030	3	10
BA417-040	4	5
BA417-060	6	4
BA417-080	8	4

## COUPLING SLIP



PART #	SIZE (in ")	BOX QTY.
BA429-005	1/2	100
BA429-007	3/4	50
BA429-010	1	50
BA429-012	1¼	25
BA429-015	1½	25
BA429-020	2	25
BA429-025	2½	10
BA429-030	3	10
BA429-040	4	5
BA429-060	6	5
BA429-080	8	4

## THREADED COUPLING



PART #	SIZE (in ")	BOX QTY.
BA430-005	1/2	100
BAG430-005	1/2 grey	100
BA430-007	3/4	50
BAG430-007	3/4 grey	50
BA430-010	1	50

## FEMALE ADAPTER FIPT X SLIP



PART #	SIZE (in ")	BOX QTY.
BA435-005	1/2	100
BA435-007	3/4	50
BA435-010	1	50
BA435-012	1¼	25
BA435-015	1½	25
BA435-020	2	25
BA435-025	2½	10
BA435-030	3	10
BA435-040	4	5
BA435-060	6	4

## REDUCING FEMALE ADAPTER FIPT X SLIP



PART #	SIZE (in ")	BOX QTY.
BA435-074	1/2 x 3/4	50
BA435-101	3/4 x 1/2	50
BA435-102	3/4 x 1	50
BA435-131	1 x 3/4	50
BA435-211	1 x 1½	25

## MALE ADAPTER MIPT X SLIP

PART #	SIZE (in ")	BOX QTY.
BA436-005	1/2	100
BA436-007	3/4	50
BA436-010	1	50
BA436-012	1¼	25
BA436-015	1½	25
BA436-020	2	25
BA436-025	2½	10
BA436-030	3	10
BA436-040	4	5
BA436-060	6	4



## REDUCING MALE ADAPTER MIPT X SLIP

PART #	SIZE (in ")	BOX QTY.
BA436-074	1/2 x 3/4	50
BA436-101	3/4 x 1/2	50
BA436-102	3/4 x 1	50
BA436-131	1 x 3/4	50
BA436-132	1 x 1¼	25
BA436-168	1¼ x 1	25
BA436-169	1¼ x 1½	25
BA436-212	1½ x 1¼	25
BA436-213	1½ x 2	25
BA436-251	2 x 1½	10
BA436-252	2 x 2½	10
BA436-293	2½ x 3	10
BA436-341	3 x 4	10



## REDUCING BUSHING SPIGOT X FIPT

PART #	SIZE (in ")	BOX QTY.
BA438-098	3/4 x 1/4	50
BA438-101	3/4 x 1/2	100
BA438-130	1 x 1/2	100
BA438-131	1 x 3/4	100
BA438-166	1¼ x 1/2	25
BA438-167	1¼ x 3/4	25
BA438-168	1¼ x 1	25
BA438-209	1½ x 1/2	25
BA438-210	1½ x 3/4	25
BA438-211	1½ x 1	25
BA438-212	1½ x 1¼	25
BA438-247	2 x 1/2	10
BA438-248	2 x 3/4	10
BA438-249	2 x 1	10
BA438-250	2 x 1¼	10
BA438-251	2 x 1½	10
BA438-289	2½ x 1	10
BA438-291	2½ x 1½	10
BA438-292	2½ x 2	10
BA438-335	3 x 1	10
BA438-337	3 x 1½	10
BA438-338	3 x 2	10
BA438-339	3 x 2½	10
BA438-420	4 x 2	5
BA438-422	4 x 3	5
BA438-532	6 x 4	5



## THREADED REDUCING BUSHING MIPT X FIPT

PART #	SIZE (in ")	BOX QTY.
BA439-072	1/2 x 1/4	50
BA439-073	1/2 x 3/8	50
BA439-098	3/4 x 1/4	50
BA439-101	3/4 x 1/2	50
BA439-130	1 x 1/2	50
BA439-131	1 x 3/4	50
BA439-167	1¼ x 3/4	25
BA439-168	1¼ x 1	25
BA439-209	1½ x 1/2	25
BA439-210	1½ x 3/4	25
BA439-211	1½ x 1	25
BA439-212	1½ x 1¼	25
BA439-249	2 x 1	10
BA439-250	2 x 1¼	10
BA439-251	2 x 1½	10
BA439-292	2½ x 2	10
BA439-338	3 x 2	5



## REDUCING BUSHING SPIGOT X SLIP

PART #	SIZE (in ")	BOX QTY.
BA437-101	3/4 x 1/2	100
BA437-130	1 x 1/2	100
BA437-131	1 x 3/4	100
BA437-167	1¼ x 3/4	25
BA437-168	1¼ x 1	25
BA437-209	1½ x 1/2	25
BA437-210	1½ x 3/4	25
BA437-211	1½ x 1	25
BA437-212	1½ x 1¼	25
BA437-248	2 x 3/4	10
BA437-249	2 x 1	10
BA437-250	2 x 1¼	10
BA437-251	2 x 1½	25
BA437-289	2½ x 1	10
BA437-290	2½ x 1¼	10
BA437-291	2½ x 1½	10
BA437-292	2½ x 2	10
BA437-335	3 x 1	10
BA437-337	3 x 1½	10
BA437-338	3 x 2	10
BA437-339	3 x 2½	10
BA437-420	4 x 2	5
BA437-421	4 x 2½	5
BA437-422	4 x 3	5
BA437-530	6 x 3	5
BA437-532	6 x 4	5
BA437-582	8 x 4	5
BA437-585	8 x 6	5



## CAP SLIP

PART #	SIZE (in ")	BOX QTY.
BA447-005	1/2	100
BA447-007	3/4	100
BA447-010	1	50
BA447-012	1¼	25
BA447-015	1½	25
BA447-020	2	25
BA447-025	2½	10
BA447-030	3	10
BA447-040	4	5
BA447-060	6	5
BA447-080	8	5



# Schedule 80 Fittings

## CAP THREADED FIPT



PART #	SIZE (in ")	BOX QTY.
BA448-005	1/2	100
BA448-007	3/4	100
BA448-010	1	50
BA448-012	1¼	25
BA448-015	1½	25
BA448-020	2	10
BA448-025	2½	10
BA448-030	3	10
BA448-040	4	5

## PLUG MIPT



PART #	SIZE (in ")	BOX QTY.
BA450-005	1/2	50
BA450-007	3/4	50
BA450-010	1	50
BA450-012	1¼	25
BA450-015	1½	25
BA450-020	2	10
BA450-025	2½	10
BA450-030	3	10
BA450-040	4	5

## PLUG SPIGOT



PART #	SIZE (in ")	BOX QTY.
BA449-005	1/2	50
BA449-007	3/4	50
BA449-015	1½	25
BA449-020	2	10
BA449-030	3	10



## SURGE GUARD FITTINGS

PART #	SIZE (in ")	BOX QTY.
BA301-020	2" Tee	25
BA301-025	2½" Tee	10
BA306-020	2" 90 Elbow	10
BA306-025	2½" 90 Elbow	10
BA317-020	2" 45 Elbow	10
BA317-025	2½" 45 Elbow	10

# Schedule 80 Fittings

## TEE SLIP x SLIP



PART #	SIZE (in ")	BOX QTY.
BA801-030	3	5



## FIPT X SLIP ADAPTER

PART #	SIZE (in ")	BOX QTY.
BA835-015	1½	10
BA835-020	2	10

## 90° ELBOW SLIP x SLIP



PART #	SIZE (in ")	BOX QTY.
BA806-030	3	5



## MIPT X SLIP ADAPTER

PART #	SIZE (in ")	BOX QTY.
BA836-020	2	10
BA836-025	2½	5
BA836-030	3	5
BA836-213	1½ x 2	10
BA836-251	2 x 1½	10

## 22½° ELBOW SLIP x SLIP



PART #	SIZE (in ")	BOX QTY.
BA865-020	2	10
BA865-025	2½	10
BA865-030	3	10

## REDUCING BUSHING SLIP x SLIP

PART #	SIZE (in ")	BOX QTY.
BA837-249	2 x 1	10
BA837-250	2 x 1¼	10
BA837-292	2½ x 2	5
BA837-338	3 x 2	5
BA837-339	3 x 2½	5
BA837-420	4 x 2	5
BA837-422	4 x 3	5

## 45° ELBOW SLIP x SLIP



PART #	SIZE (in ")	BOX QTY.
BA817-030	3	5



## SLIP COUPLING



PART #	SIZE (in ")	BOX QTY.
BA829-020	2	10
BA829-025	2½	5
BA829-030	3	5

## REDUCING BUSHING SLIP x THREAD

PART #	SIZE (in ")	BOX QTY.
BA838-249	2 x 1	10
BA838-251	2 x 1½	10
BA838-289	2½ x 1	5
BA838-335	3 x 1	5

## THREADED COUPLING



PART #	SIZE (in ")	BOX QTY.
BA830-020	2	10





### REDUCING BUSHING THREADED

PART #	SIZE (in ")	BOX QTY.
BA839-211	1½ x 1	10
BA839-249	2 x 1	10
BA839-251	2 x 1½	10



### SLIP UNION

PART #	SIZE (in ")	BOX QTY.
BA897-010	1	10
BA897-012	1¼	5
BA897-015	1½	5
BA897-020	2	5
BA897-030	3	5



### SOLID SLIP FLANGE

PART #	SIZE (in ")	BOX QTY.
BA851-020	2	10
BA851-030	3	10
BA851-040	4	5
BA851-060	6	5



### THREADED UNION

PART #	SIZE (in ")	BOX QTY.
BA898-005	1/2	10
BA898-007	3/4	10
BA898-010	1	10
BA898-015	1½	5
BA898-020	2	5
BA898-030	3	5



### SOLID THREADED FLANGE

PART #	SIZE (in ")	BOX QTY.
BA852-015	1½	10
BA852-030	3	5
BA852-040	4	5



### LOOSE RING SLIP FLANGE

PART #	SIZE (in ")	BOX QTY.
BA854-020	2	5
BA854-030	3	5
BA854-040	4	5
BA854-060	6	5
BA854-080	8	5




### FLANGE GASKETS

PART #	DESCRIPTION
GAPVBFGR2	2" flange gasket, red rubber
GAPVBFGR25	2½" flange gasket, red rubber
GAPVBFGR3	3" flange gasket, red rubber
GAPVBFGR4	4" flange gasket, red rubber
GAPVBFGR6	6" flange gasket, red rubber
GAPVBFGR8	8" flange gasket, red rubber



### FLANGE BOLT KITS

PART #	DESCRIPTION
GAPVBK3350	Bolt kit for 2-3" flange, 4 bolts
GAPVBK4450	Bolt kit for 4" flange, 8 bolts
GAPVBK568500	Bolt kit for 6" flange, 8 bolts




## Online Training Portal



- ★ Irrigation Association Certified
- ★ Water Smart Irrigation Professional Certified
- ★ On-Board new or seasonal employees
- ★ Learn potential new services like Landscape Lighting or Drainage

## Repair Couplings



### SLIP FIX REPAIR COUPLINGS

PART #	SIZE (in ")	CASE QTY.
BACUF010	1	25
BACUF015	1½	15
BACUF020	2	8
BACUF025	2½	8
BACUF030	3	3
BACUF040	4	2
BACUF060	6	1



### COMPRESSION COUPLINGS

PART #	SIZE (in ")	CASE QTY.
BA0110-10	1	10
BA0110-15	1½	10
BA0110-20	2	10
BA0110-25	2½	8
BA0110-30	3	5
BA0110-40	4	6
BA0110-60	6	4



### HARCO REPAIR COUPLERS

PART #	SIZE (in ")	CASE QTY.
MD109-015	1½	24
MD109-020	2	24
MD109-025	2½	24
MD109-030	3	24
MD109-040	4	12
MD109-060	6	6
MD109-080	8	4
MD109-100	10	1

## PVC PRESSURE REPAIR COUPLING

*Make PVC Pipe Repairs Easy!*

The HARCO "Knock On" repair coupling is the best repair coupling available in the market today. The unique gasket design allows for travel in both directions, making it easy to slide the coupling back onto the existing pipe from the repair section.

The square face bell design allows for a larger object, such as a wood block, to be placed against the fitting in order to knock the repair coupling into place. All HARCO repair couplings are pressure rated to 200 psi and, with no bolts, there is nothing to tighten to engage the gasket. With no glue and no set time required, the repair coupling is completed as soon as you install it. Water pressure can be turned back on immediately, allowing you to resume operations as normal.

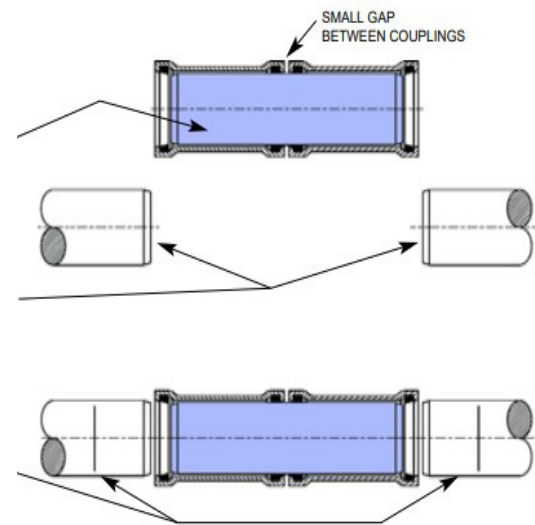
The combination of all these features make the HARCO "Knock-On" repair coupling the simplest and quickest repair coupling available in the market today!

### Installation Instructions:

1. Cut out and remove damaged section of pipe as required.
2. Cut and bevel new pipe to fit the gap of the repair section, accounting for the overhang of the gasket race of the repair couplings on pipe section as shown.
3. Using generous amounts of pipe lube, install repair couplings on pipe section as shown.
4. Bevel ends of pipe in ground. Apply pipe lube to pipe ends and coupling gaskets.
5. Mark pipe to use as guide to centre coupling over joint.
6. Align and slide repair couplings over the original pipe to mark centering the couplings over the cut.

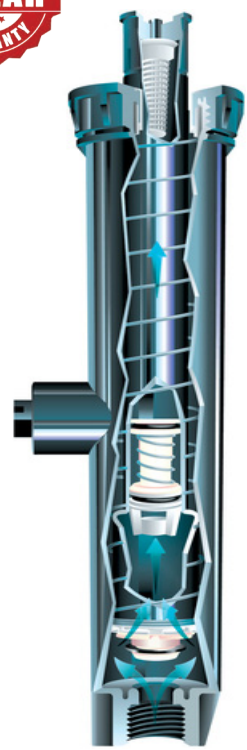
### NOTES:

- Gap between ends of pipe will have no effect on system performance.
- In systems using mechanical joint restraint or glue joint fittings, care must be taken with repairs in the restrained lengths to see that proper thrust restraint is maintained.





## 1800 Series Spray Heads



### STANDARD MODEL

PART #	SIZE	CASE QTY.
AX1802R	2"	100
AX1804R	4"	75
AX1806R	6"	50
AX1812R	12"	50

### PRS - PRESSURE REGULATING STEM

PART #	SIZE	CASE QTY.
AX1804PRS	4" Regulated to 30 PSI	75
AX1806PRS	6" Regulated to 30 PSI	50
AX1812PRS	12" Regulated to 30 PSI	50
AX1804P45	4" Regulated to 45 PSI	75
AX1806P45	6" Regulated to 45 PSI	50
AX1812P45	12" Regulated to 45 PSI	50

### S.A.M. - SEAL-A-MATIC CHECK VALVE

PART #	SIZE	CASE QTY.
AX1804SAM	4" SAM	75
AX1806SAM	6" SAM	50
AX1812SAM	12" SAM	50

### S.A.M. - PRS

PART #	SIZE	CASE QTY.
AX1804SAMPRS	4" SAMPRS 30 PSI	75
AX1806SAMPRS	6" SAMPRS 30 PSI	50
AX1812SAMPRS	12" SAMPRS 30 PSI	50
AX1804SAMPRS45	4" PRS 45 PSI with S.A.M.	75
AX1806SAMPRS45	6" PRS 45 PSI with S.A.M.	50
AX1812SAMPRS45	12 PRS 45 PSI with S.A.M.	50

### 1800 ACCESSORIES

PART #	DESCRIPTION	CASE QTY.
AX1800PA8S	Shrub Adapter	50
AX1800EXT	6" Stem Extension	50
AX1800NP	Non-Potable Cap	N/A

NOZZLES	BAG QTY.
MPR & VAN SERIES	See Nozzle Chart for Part Number 25
HE-VAN SERIES	See Nozzle Chart for Part Number 25
U-SERIES	See Nozzle Chart for Part Number 25

## High-Efficiency Spray Nozzles



### U-SERIES NOZZLES

ARC	PRESSURE PSI	U8 GREEN 10" TRAJECTORY			U10 BLUE 12" TRAJECTORY			U12 BROWN 23" TRAJECTORY			U15 BLACK 23" TRAJECTORY		
		RADIUS ft.	FLOW GPM	PRECIP IN/H	RADIUS ft.	FLOW GPM	PRECIP IN/H	RADIUS ft.	FLOW GPM	PRECIP IN/H	RADIUS ft.	FLOW GPM	PRECIP IN/H
FULL	15	5	0.74	2.39	7	1.16	2.39	9	1.80	2.47	11	2.60	2.39
	20	6	0.86	2.32	8	1.34	2.32	10	2.10	2.34	12	3.00	2.32
	25	7	0.96	1.87	9	1.50	1.87	11	2.40	2.21	14	3.30	1.87
HALF	15	5	0.37	2.39	7	0.58	2.39	9	0.90	2.47	11	1.30	2.39
	20	6	0.42	2.32	8	0.67	2.32	10	1.05	2.34	12	1.50	2.32
	25	7	0.47	1.87	9	0.75	1.87	11	1.20	2.21	14	1.65	1.87
QUARTER	15	5	0.18	2.39	7	0.29	2.39	9	0.45	2.47	11	0.65	2.39
	20	6	0.21	2.32	8	0.33	2.32	10	0.53	2.34	12	0.75	2.32
	25	7	0.24	1.87	9	0.37	1.87	11	0.60	2.21	14	0.82	1.87
	30	8	0.26	1.83	10	0.41	1.83	12	0.65	2.01	15	0.92	1.83

### HE-VAN SERIES NOZZLES

ARC	PRESSURE PSI	8 HE-VAN GREEN 24" TRAJECTORY			10 HE-VAN BLUE 27" TRAJECTORY			12 HE-VAN BROWN 23" TRAJECTORY			15 HE-VAN BLACK 25" TRAJECTORY		
		RADIUS ft.	FLOW GPM	PRECIP IN/H	RADIUS ft.	FLOW GPM	PRECIP IN/H	RADIUS ft.	FLOW GPM	PRECIP IN/H	RADIUS ft.	FLOW GPM	PRECIP IN/H
FULL	15	5	0.83	3.68	7	1.26	2.86	9	1.67	2.40	11	2.62	2.40
	20	6	0.96	2.95	8	1.46	2.53	10	1.93	2.33	12	3.02	2.33
	25	7	1.07	2.42	9	1.63	2.24	11	2.16	1.92	14	3.38	1.92
3/4	15	5	0.62	3.68	7	0.95	2.86	9	1.25	2.40	11	1.96	2.40
	20	6	0.72	2.95	8	1.09	2.53	10	1.45	2.33	12	2.27	2.33
	25	7	0.80	2.42	9	1.22	2.24	11	1.62	1.92	14	2.53	1.92
HALF	15	5	0.41	3.68	7	0.63	2.86	9	0.84	2.40	11	1.31	2.40
	20	6	0.48	2.95	8	0.73	2.53	10	0.97	2.33	12	1.51	2.33
	25	7	0.53	2.42	9	0.81	2.24	11	1.08	1.92	14	1.69	1.92
QUARTER	15	5	0.21	3.68	7	0.32	2.86	9	0.42	2.40	11	0.65	2.40
	20	6	0.24	2.95	8	0.36	2.53	10	0.47	2.33	12	0.76	2.33
	25	7	0.27	2.42	9	0.41	2.24	11	0.54	1.92	14	0.84	1.92
	30	8	0.29	2.03	10	0.45	1.98	12	0.59	1.83	15	0.93	1.83



# MPR & STRIP Series Nozzles



3-YEAR Warranty on all MPR & Strip Nozzles



PRESSURE PSI	15EST			15CST			15RCS			15LCS			15SST			9SST		
	WIDTH	LENGTH	FLOW GPM	WIDTH	LENGTH	FLOW GPM	WIDTH	LENGTH	FLOW GPM	WIDTH	LENGTH	FLOW GPM	WIDTH	LENGTH	FLOW GPM	WIDTH	LENGTH	FLOW GPM
15	4	13	0.45	4	26	0.89	3	11	0.35	3	11	0.35	4	26	0.89	9	15	1.34
20	4	14	0.50	4	28	1.00	3	12	0.40	3	12	0.40	4	28	1.00	9	16	1.47
25	4	14	0.56	4	28	1.11	4	14	0.45	4	14	0.45	4	28	1.11	9	18	1.60
30	4	15	0.61	4	30	1.21	4	15	0.49	4	15	0.49	4	30	1.21	9	18	1.73

## MPR Series Nozzles

ARC	PRESSURE PSI	5 RED 5° TRAJECTORY				8 GREEN 10° TRAJECTORY				10 BLUE 15° TRAJECTORY				12 BROWN 30° TRAJECTORY				15 BLACK 30° TRAJECTORY			
		RADIUS ft.	FLOW GPM	PRECIP IN/H	PRECIP IN/H	RADIUS ft.	FLOW GPM	PRECIP IN/H	PRECIP IN/H	RADIUS ft.	FLOW GPM	PRECIP IN/H	PRECIP IN/H	RADIUS ft.	FLOW GPM	PRECIP IN/H	PRECIP IN/H	RADIUS ft.	FLOW GPM	PRECIP IN/H	PRECIP IN/H
FULL	15	3	0.29	2.07	2.39	5	0.74	2.07	2.39	7	1.16	2.28	2.63	9	1.80	2.14	2.47	11	2.60	2.07	2.39
	20	4	0.33	2.01	2.32	6	0.86	2.01	2.32	8	1.30	1.96	2.26	10	2.10	2.02	2.34	12	3.00	2.01	2.32
	25	4	0.37	1.62	1.87	7	0.96	1.62	1.87	9	1.44	1.71	1.98	11	2.40	1.91	2.21	14	3.30	1.62	1.87
HALF	30	5	0.41	1.58	1.83	8	1.05	1.58	1.83	10	1.58	1.52	1.75	12	2.60	1.74	2.01	15	3.70	1.58	1.83
	15	3	0.14	2.07	2.39	5	0.37	2.07	2.39	7	0.58	2.28	2.63	9	0.90	2.14	2.47	11	1.30	2.07	2.39
	20	4	0.16	2.01	2.32	6	0.42	2.01	2.32	8	0.65	1.96	2.26	10	1.05	2.02	2.34	12	1.50	2.01	2.32
QUARTER	25	4	0.18	1.62	1.87	7	0.47	1.62	1.87	9	0.72	1.71	1.98	11	1.20	1.91	2.21	14	1.65	1.62	1.87
	30	5	0.20	1.58	1.83	8	0.52	1.58	1.83	10	0.79	1.52	1.75	12	1.30	1.74	2.01	15	1.85	1.58	1.83
	15	3	0.07	2.07	2.39	5	0.18	2.07	2.39	7	0.29	2.28	2.63	9	0.45	2.14	2.47	11	0.65	2.07	2.39
QUARTER	20	4	0.08	2.01	2.32	6	0.21	2.01	2.32	8	0.33	1.96	2.26	10	0.53	2.02	2.34	12	0.75	2.01	2.32
	25	4	0.09	1.62	1.87	7	0.24	1.62	1.87	9	0.36	1.71	1.98	11	0.60	1.91	2.21	14	0.82	1.62	1.87
	30	5	0.10	1.58	1.83	8	0.26	1.58	1.83	10	0.39	1.52	1.75	12	0.65	1.74	2.01	15	0.92	1.58	1.83

## VAN Series Nozzles

ARC	PRESSURE PSI	4 VAN YELLOW 0° TRAJECTORY				6 VAN ORANGE 0° TRAJECTORY				8 VAN GREEN 5° TRAJECTORY				10 VAN BLUE 10° TRAJECTORY				12 VAN BROWN 15° TRAJECTORY				15 VAN BLACK 23° TRAJECTORY				18 VAN BEIGE 26° TRAJECTORY			
		RADIUS ft.	FLOW GPM	PRECIP IN/H	PRECIP IN/H	RADIUS ft.	FLOW GPM	PRECIP IN/H	PRECIP IN/H	RADIUS ft.	FLOW GPM	PRECIP IN/H	PRECIP IN/H	RADIUS ft.	FLOW GPM	PRECIP IN/H	PRECIP IN/H	RADIUS ft.	FLOW GPM	PRECIP IN/H	PRECIP IN/H	RADIUS ft.	FLOW GPM	PRECIP IN/H	PRECIP IN/H				
360°	15	3	0.62	7.23	8.35	4	0.85	5.58	6.44	6	1.21	3.53	4.07	7	1.96	3.80	4.93	9	1.56	1.86	2.14	11	2.60	2.07	2.39	14	4.21	2.07	2.39
	20	3	0.70	8.17	9.43	5	0.96	4.03	4.65	7	1.36	2.91	3.36	8	2.32	3.50	4.04	10	1.86	1.79	2.06	12	3.00	2.01	2.32	15	4.70	2.01	2.32
	25	4	0.80	5.25	6.06	5	1.09	4.58	5.29	7	1.55	3.32	3.83	9	2.52	3.00	3.46	11	2.12	1.68	1.95	14	3.30	1.62	1.87	17	4.86	1.62	1.87
270°	30	4	0.88	5.78	6.67	6	1.20	3.50	4.04	8	1.70	2.79	3.22	10	2.60	2.50	2.89	12	2.36	1.58	1.82	15	3.70	1.58	1.83	18	5.32	1.58	1.83
	15	3	0.52	7.42	8.57	4	0.79	6.34	7.32	6	1.11	3.95	4.55	7	1.45	3.80	4.39	9	1.17	1.86	2.14	11	1.95	2.07	2.39	14	3.16	2.07	2.39
	20	3	0.58	8.27	9.55	5	0.88	4.52	5.22	7	1.24	3.24	3.74	8	1.75	3.50	4.04	10	1.39	1.79	2.06	12	2.25	2.01	2.32	15	3.52	2.01	2.32
180°	25	4	0.66	5.29	6.11	5	1.00	5.13	5.92	7	1.41	3.69	4.25	9	1.89	3.00	3.46	11	1.59	1.68	1.94	14	2.48	1.62	1.87	17	3.65	1.62	1.87
	30	4	0.73	5.86	6.77	6	1.10	3.92	4.53	8	1.55	3.10	3.58	10	2.10	2.70	3.12	12	1.77	1.58	1.82	15	2.78	1.58	1.83	18	3.99	1.58	1.83
	15	3	0.32	6.84	7.90	4	0.42	5.05	5.83	6	0.84	4.49	5.18	7	0.97	3.80	4.39	9	0.78	1.86	2.14	11	1.30	2.07	2.39	14	2.11	2.07	2.39
90°	20	3	0.37	7.91	9.13	5	0.49	3.77	4.35	7	0.97	3.81	4.40	8	1.20	3.50	4.04	10	0.93	1.79	2.06	12	1.50	2.01	2.32	15	2.35	2.01	2.32
	25	4	0.41	4.93	5.69	5	0.55	4.24	4.90	7	1.09	4.28	4.94	9	1.26	3.00	3.46	11	1.06	1.68	1.95	14	1.65	1.62	1.87	17	2.43	1.62	1.87
	30	4	0.45	5.41	6.25	6	0.60	3.21	3.71	8	1.19	3.58	4.13	10	1.45	2.80	3.23	12	1.18	1.58	1.82	15	1.85	1.58	1.83	18	2.66	1.58	1.83
90°	15	3	0.21	8.98	10.37	4	0.26	6.26	7.23	6	0.51	5.46	6.29	7	0.48	3.80	4.39	9	0.39	1.86	2.14	11	0.65	2.07	2.39	14	1.05	2.07	2.39
	20	3	0.24	10.27	11.86	5	0.30	4.62	5.33	7	0.59	4.64	5.35	8	0.58	3.50	4.04	10	0.46	1.79	2.06	12	0.75	2.01	2.32	15	1.17	2.01	2.32
	25	4	0.26	6.26	7.23	5	0.34	5.24	6.05	7	0.66	5.19	5.98	9	0.63	3.00	3.46	11	0.53	1.68	1.95	14	0.82	1.62	1.87	17	1.22	1.62	1.87
30	4	0.29	6.98	8.06	6	0.37	3.96	4.57	8	0.72	4.33	5.00	10	0.75	2.90	3.35	12	0.59	1.58	1.82	15	0.92	1.58	1.83	18	1.33	1.58	1.83	



Rain Bird® R-VAN Adjustable Rotary Nozzles provide water efficiency and design flexibility. R-VAN Adjustable Rotary Nozzles feature rotating stream technology which uniformly delivers water at a low precipitation rate, significantly reducing runoff and erosion. Use an R-VAN nozzle on 1800 series PRS45 spray bodies for maximum efficiency.

**Benefits:**

- Maintains efficient performance at high operating pressures without misting or fogging
- Compatible with all models of Rain Bird spray bodies in addition to a wide variety of risers and adapters
- Matched precipitation rates across radius and arcs simplify the design process

ROTARY NOZZLE SERIES	DESCRIPTION (BAG QTY. 10)	COLOUR
AXRVAN14	45° - 270° Adjustable Arc, 8' - 14'	Blue
AXRVAN14-360	Full Circle, 8' - 14'	Blue
AXRVAN18	45° - 270° Adjustable Arc, 13' - 18'	Beige
AXRVAN18-360	Full Circle, 13' - 18'	Beige
AXRVAN24	45° - 270° Adjustable Arc, 17' - 24'	Burgundy
AXRVAN24-360	Full Circle, 17' - 24'	Burgundy
AXRVANLCS	Left Corner Strip, 5' x 15'	Light Grey
AXRVANRCS	Side Strip, 5' x 30'	Grey
AXRVANSST	Right Corner Strip, 5' x 15'	Black



**RVAN14- BLUE**

ARC	PRESSURE PSI	RADIUS	FLOW GPM	PRECIP IN/HR	PRECIP IN/HR
	30	13	0.84	0.64	0.76
	35	13	0.87	0.66	0.74
	40	14	0.92	0.60	0.71
	45	14	0.94	0.62	0.70
	50	15	1.11	0.63	0.73
	55	15	1.17	0.67	0.77
	30	13	0.56	0.64	0.76
	35	13	0.58	0.66	0.74
	40	14	0.61	0.6	0.71
	45	14	0.63	0.62	0.70
	50	15	0.74	0.63	0.73
	55	15	0.78	0.67	0.77
	30	13	0.28	0.64	0.74
	35	13	0.29	0.66	0.76
	40	14	0.31	0.61	0.70
	45	14	0.32	0.63	0.73
	50	15	0.37	0.63	0.73
	55	15	0.39	0.67	0.77

**RVAN24- BURGUNDY**

ARC	PRESSURE PSI	RADIUS	FLOW GPM	PRECIP IN/HR	PRECIP IN/HR
	30	21	2.26	0.70	0.81
	35	22	2.39	0.66	0.76
	40	23	2.55	0.63	0.73
	45	23	2.73	0.61	0.70
	50	24	2.76	0.61	0.70
	55	24	2.80	0.61	0.70
	30	21	1.41	0.70	0.81
	35	22	1.55	0.66	0.76
	40	23	1.69	0.63	0.73
	45	23	1.83	0.61	0.70
	50	24	1.91	0.61	0.70
	55	24	1.98	0.61	0.70
	30	21	0.73	0.70	0.81
	35	22	0.78	0.66	0.76
	40	23	0.85	0.63	0.73
	45	23	0.91	0.61	0.70
	50	24	0.98	0.61	0.70
	55	24	1.05	0.61	0.70

**RVAN18- BEIGE**

ARC	PRESSURE PSI	RADIUS	FLOW GPM	PRECIP IN/HR	PRECIP IN/HR
	30	16	1.26	0.65	0.75
	35	16	1.35	0.64	0.74
	40	17	1.42	0.63	0.73
	45	18	1.51	0.60	0.69
	50	18	1.57	0.60	0.69
	55	18	1.62	0.60	0.69
	30	16	0.85	0.65	0.75
	35	16	0.91	0.64	0.74
	40	17	0.98	0.63	0.73
	45	18	1.01	0.60	0.69
	50	18	1.07	0.60	0.69
	55	18	1.09	0.60	0.69
	30	16	0.42	0.65	0.75
	35	16	0.47	0.64	0.74
	40	17	0.50	0.63	0.73
	45	18	0.50	0.60	0.69
	50	18	0.54	0.60	0.69
	55	18	0.58	0.60	0.69

**RVAN14-360- BLUE**

ARC	PRESSURE PSI	RADIUS	FLOW GPM	PRECIP IN/HR	PRECIP IN/HR
	30	13	1.10	0.63	0.72
	35	13	1.12	0.64	0.74
	40	14	1.22	0.60	0.69
	45	14	1.27	0.62	0.72
	50	15	1.41	0.60	0.70
	55	15	1.45	0.62	0.72

**RVAN24-360- BURGUNDY**

ARC	PRESSURE PSI	RADIUS	FLOW GPM	PRECIP IN/HR	PRECIP IN/HR
	30	19	2.35	0.63	0.72
	35	20	2.52	0.61	0.70
	40	22	3.13	0.62	0.72
	45	23	3.48	0.63	0.73
	50	24	3.61	0.60	0.70
	55	24	3.74	0.62	0.72

**RVAN18-360- BEIGE**

ARC	PRESSURE PSI	RADIUS	FLOW GPM	PRECIP IN/HR	PRECIP IN/HR
	30	16	1.65	0.62	0.72
	35	16	1.67	0.63	0.73
	40	17	1.80	0.60	0.69
	45	17	1.85	0.62	0.71
	50	18	2.05	0.61	0.70
	55	18	2.11	0.63	0.72

**RVANSST- BLACK**

ARC	PRESSURE PSI	RADIUS	FLOW GPM	PRECIP IN/HR	PRECIP IN/HR
	30	4x28	0.36	0.62	0.62
	35	5x30	0.44	0.56	0.56
	40	5x30	0.46	0.59	0.59
	45	5x30	0.48	0.62	0.62
	50	5x30	0.50	0.64	0.64
	55	6x32	0.56	0.56	0.56

**RVANRCS- GREY**

ARC	PRESSURE PSI	RADIUS	FLOW GPM	PRECIP IN/HR	PRECIP IN/HR
	30	4x14	0.18	0.62	0.62
	35	5x15	0.22	0.56	0.56
	40	5x15	0.23	0.59	0.59
	45	5x15	0.24	0.62	0.62
	50	5x15	0.25	0.64	0.64
	55	6x16	0.28	0.56	0.56

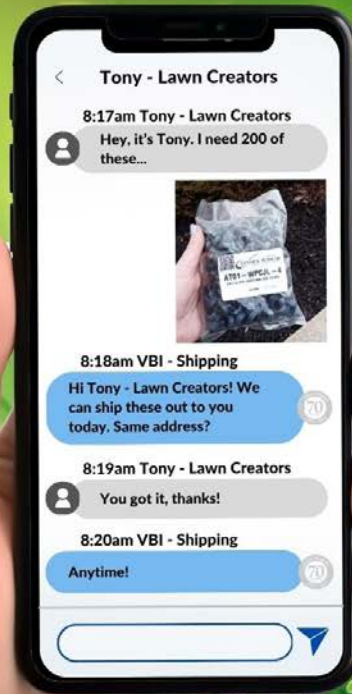
**RVANLCS- LIGHT GREY**

ARC	PRESSURE PSI	RADIUS	FLOW GPM	PRECIP IN/HR	PRECIP IN/HR
	30	4x14	0.18	0.62	0.62
	35	5x15	0.22	0.56	0.56
	40	5x15	0.23	0.59	0.59
	45	5x15	0.24	0.62	0.62
	50	5x15	0.25	0.64	0.64
	55	6x16	0.28	0.56	0.56

# Save Time, Text VBI!

Quick, Convenient, and Ready to Serve You!

Delhi: 519-582-2380  
 Burlington: 905-634-7246  
 Concord: 905-660-5464



## RAIN BIRD

### 11000 Series Rotor



The Rain Bird 11000 Series Rotor is specifically designed for use on sports fields and large commercial turf applications. Providing excellent water distribution uniformity over a full 105' (32.0 m) radius, makes this rotor ideal for sports fields and reduces the number of heads required. With a small exposed head and included rubber cover, this rotor is designed for in-field use and therefore can irrigate fields 25% larger than 1" rotors with 40% fewer rotors.

PART #	DESCRIPTION	CASE QTY.
AX11004	4" ACME Commercial Rotor 1.5" Inlet	20



## 5000 Series Rotor

Rugged mid-range 3/4" inlet gear-driven rotor sprinkler, offering durability, performance and top adjustment convenience for residential and commercial sites with spacing up to 50 feet.

### Features:

- Top-adjust arc adjustment requiring only a flat-bladed screwdriver
- 40°-360° Arc Rotation and reversing Full-Circle rotation in one
- Quick Check Arc/Fast Forward
- Nozzle tree included
- Slip Clutch: Quickly set the left edge of the 5000 Series rotor
- Available with 2.0 or 3.0 Rain-Curtain™ nozzles pre-installed
- 5004PC and 5004PC-2.0 have SAM screens installed
- MPR Nozzles available upon request



5000 SERIES • 3/4" FIPT

PART #	DESCRIPTION	CASE QTY.
AX5004PC	Part Circle, No SAM	20
AX5004PCSAM	Part Circle	20
AX5004PCSAM20	Part Circle c/w 2.0 nozzle	20
AXP170452	Sam Screen	100
AX5004PCR	Part circle pressure regulated (No S.A.M)	20

### STANDARD ANGLE NOZZLE SET 5000/5000 PLUS

PRESSURE PSI	NOZZLE	RADIUS FT.	FLOW GPM	■ PRECIP IN/HR	▲ PRECIP IN/HR
25	1.5	33	1.12	0.20	0.23
	2.0	35	1.50	0.24	0.27
	2.5	35	1.81	0.28	0.33
	3.0	36	2.26	0.34	0.39
	4.0	37	2.91	0.41	0.47
	5.0	39	3.72	0.47	0.54
35	6.0	39	4.25	0.54	0.62
	8.0	36	5.90	0.88	1.01
	1.5	34	1.35	0.22	0.26
	2.0	36	1.81	0.27	0.31
	2.5	37	2.17	0.31	0.35
	3.0	38	2.71	0.36	0.42
45	4.0	40	3.50	0.42	0.49
	5.0	41	4.47	0.51	0.59
	6.0	43	5.23	0.54	0.63
	8.0	43	7.06	0.74	0.85
	1.5	35	1.54	0.24	0.28
	2.0	37	2.07	0.29	0.34
55	2.5	38	2.51	0.35	0.41
	3.0	40	3.09	0.37	0.43
	4.0	41	4.01	0.44	0.51
	5.0	43	5.09	0.48	0.56
	6.0	43	6.01	0.55	0.63
	8.0	43	8.03	0.70	0.81
65	1.5	35	1.71	0.27	0.31
	2.0	37	2.30	0.32	0.37
	2.5	37	2.76	0.39	0.45
	3.0	40	3.47	0.42	0.48
	4.0	42	4.44	0.48	0.56
	5.0	45	5.66	0.54	0.62
75	6.0	47	6.63	0.58	0.67
	8.0	50	8.86	0.68	0.79
	1.5	34	1.86	0.31	0.36
	2.0	35	2.52	0.40	0.46
	2.5	37	3.01	0.42	0.49
	3.0	40	3.78	0.45	0.53
85	4.0	42	4.83	0.53	0.61
	5.0	45	6.16	0.59	0.68
	6.0	48	7.22	0.60	0.70
	8.0	50	9.63	0.74	0.86

Precipitation rates based on half circle throw

- \*PRECIP IN/H
- ▲ \*PRECIP IN/H

## 5000 Plus Rotors

Relax with the knowledge your landscape is being watered by reliable 5000 Series Rotors and industry-leading Rain Curtain Nozzle Technology. Rain Bird® 5000 Series Rotors are ideal for medium to large-size lawns and evenly distribute water from 25 to 50 feet.

- Plus Rotors have the added ability to shut off flow at the rotor

PART #	DESCRIPTION	CASE QTY.
AX5004+PCSAMR	Pressure regulated with shut-off and SAM screen	20
AX5012+PCSR	12" Riser, Plus Series, Pressure Regulated and SAM screen	20
AX5004+FCSAM	Plus Full Circle	20
AX5004PLPC	Plus Part Circle, No SAM	20
AX5004+PCSAM	Plus Part Circle	20



5000 PLUS • 3/4" FIPT





3504PC

## 3500 Series Rotor

Easy to use short to mid-range 1/2" inlet gear-driven rotor sprinkler, offering value and top adjustment convenience for residential and light commercial sites with spacing up to 35 feet.

Features:

- Radius adjustment screw allows up to 35% radius reduction without changing nozzles
- Top-adjust arc with flat blade screwdriver.
- Water-lubricated gear drive.
- 40° - 360° arc adjustment.

PART #	DESCRIPTION	CASE QTY.
AX3504PC	Part and full circle	20
AX3504PCSAM	Part and full circle	20

**NOZZLE SET - 3500**

PRESSURE PSI	NOZZLE	RADIUS FT.	FLOW GPM	■ PRECIP IN/HR	▲ PRECIP IN/HR
25	0.75	15	0.54	0.46	0.53
	1.0	20	0.77	0.37	0.43
	1.5	23	1.06	0.39	0.45
	2.0	27	1.40	0.37	0.43
	3.0	29	2.17	0.50	0.57
35	4.0	31	2.97	0.59	0.69
	0.75	17	0.67	0.45	0.52
	1.0	21	0.92	0.40	0.46
	1.5	23	1.28	0.47	0.54
	2.0	27	1.69	0.45	0.52
45	3.0	31	2.60	0.52	0.60
	4.0	33	3.58	0.63	0.73
	0.75	17	0.77	0.51	0.59
	1.0	21	1.06	0.46	0.53
	1.5	24	1.48	0.49	0.57
55	2.0	27	1.93	0.51	0.59
	3.0	31	3.00	0.60	0.69
	4.0	35	4.13	0.65	0.75
	0.75	18	0.85	0.51	0.58
	1.0	22	1.18	0.47	0.54
	1.5	24	1.65	0.55	0.64
	2.0	28	2.15	0.53	0.61
	3.0	32	3.25	0.61	0.71
	4.0	35	4.60	0.72	0.83

- \*PRECIP IN/H
- ▲ \*PRECIP IN/H



MAXI-PAW • 1/2" - 3/4" FIPT

## Maxi-Paw

The Maxi-Paw's powerful throw permits maximum spacing and offers superior close-in watering and uniform water distribution, ideal for dirty water applications with spacing up to 45 feet.

Features:

- Ideal for effluent or non-potable water

PART #	DESCRIPTION	CASE QTY.
AX2045-08	Part/Full with #8 nozzle	20
AX2045-PJ-08 (MAXIBIRD)	Internal impact rotor	20
AX42064	Maxi-Paw Wrench	1
AXP206592	Nozzle 6, 7, 8, 10 & 12	100

**NOZZLE SET MAXIPAW, 2045PJ**

PRESSURE PSI	NOZZLE	RADIUS FT.	FLOW GPM	■ PRECIP IN/HR	▲ PRECIP IN/HR
25	7-BLK	22	2.2	0.41	0.48
	8-BLU	35	2.8	0.44	0.51
	10-YEL	38	4.2	0.56	0.65
35	12-TAN	39	5.5	0.70	0.80
	6-RED	37	2.0	0.28	0.32
	7-BLK	37	2.7	0.38	0.44
	8-BLU	38	3.3	0.44	0.51
	10-YEL	41	4.8	0.55	0.64
45	12-TAN	42	6.3	0.69	0.79
	6-RED	38	2.3	0.31	0.35
	7-BLK	39	3.0	0.38	0.44
	8-BLU	40	3.7	0.45	0.51
	10-YEL	42	5.0	0.59	0.68
55	12-TAN	44	7.1	0.71	0.82
	6-RED	38	2.5	0.33	0.39
	7-BLK	41	3.3	0.38	0.44
	8-BLU	41	4.1	0.47	0.54
	10-YEL	43	6.0	0.62	0.72
60	12-TAN	45	7.9	0.75	0.87
	6-RED	38	2.6	0.35	0.40
	7-BLK	41	3.5	0.40	0.46
	8-BLU	42	4.2	0.46	0.53
	10-YEL	44	6.4	0.64	0.74
	12-TAN	45	8.4	0.80	0.92

\*\* #8 Nozzle is the Standard Nozzle



MAXIBIRD • 1/2" MIPT

# RAIN BIRD



8005 • 1" FIPT

## 8005 Series Rotors



These 1" inlet rotors are built rugged to withstand harsh conditions and vandalism in commercial applications such as athletic fields, schools, parks and commercial sites, with spacing up to 80 feet for the 8005.

### Features:

- Left and right side trips adjustable for ease of installation without turning the case and loosening the pipe connection
- Seal-A-Matic check valve
- Memory Arc returns the rotor to its original arc setting
- Non-strippable drive mechanism prevents damage from vandals
- Sneaker Armor construction of nozzle, turret and riser withstands a vandals kick
- 5" pop-up height
- Stainless Steel Riser

PART #	DESCRIPTION	CASE QTY.
AX8005	Part/Full circle in one head	12
AX8005SS	Stainless Steel	12

## 8005 NOZZLE SET

PRESSURE PSI	NOZZLE	RADIUS FT.	FLOW GPM	PRECIP IN/HR	PRECIP IN/HR
50	12 TAN	57	11.1	0.66	0.76
	14 LT.GRN	59	12.6	0.70	0.81
	16 BRN	61	14.3	0.74	0.85
	18 DK. BLU	63	16.1	0.78	0.90
	20 RED	65	18.6	0.85	0.98
	22 YELLOW	65	20.7	0.94	1.09
	24 ORG	63	22.3	1.08	1.25
60	26 WHT	65	24.3	1.11	1.28
	12 TAN	59	12.0	0.66	0.77
	14 LT.GRN	61	14.3	0.74	0.85
	16 BRN	65	15.9	0.72	0.84
	18 DK. BLU	65	17.8	0.81	0.94
	20 RED	67	20.1	0.86	1.00
	22 YELLOW	71	23.2	0.89	1.02
70	24 ORG	69	24.7	1.00	1.15
	26 WHT	73	26.7	0.96	1.11
	12 TAN	59	13.2	0.73	0.84
	14 LT.GRN	63	15.3	0.74	0.86
	16 BRN	67	17.2	0.74	0.85
	18 DK. BLU	67	19.3	0.83	0.96
	20 RED	71	22.0	0.84	0.97
80	22 YELLOW	73	25.2	0.91	1.05
	24 ORG	75	27.0	0.92	1.07
	26 WHT	75	29.4	1.01	1.16
	12 TAN	61	14.2	0.73	0.85
	14 LT.GRN	63	16.4	0.80	0.92
	16 BRN	67	18.6	0.80	0.92
	18 DK. BLU	69	20.9	0.85	0.98
90	20 RED	71	23.9	0.91	1.05
	22 YELLOW	75	27.3	0.93	1.08
	24 ORG	77	29.2	0.95	1.10
	26 WHT	79	31.5	0.97	1.12
	12 TAN	61	14.7	0.76	0.88
	14 LT.GRN	65	17.9	0.82	0.94
	16 BRN	69	20.0	0.81	0.93
100	18 DK. BLU	71	22.2	0.85	0.98
	20 RED	73	25.3	0.91	1.06
	22 YELLOW	75	29.1	1.00	1.15
	24 ORG	79	31.0	0.96	1.10
	26 WHT	79	33.7	1.04	1.20
	20 RED	75	26.8	0.85	0.97
	22 YELLOW	77	30.7	1.00	1.15
24 ORG	79	32.8	1.01	1.17	
26 WHT	81	36.3	1.07	1.23	

Precipitation rates based on half circle throw

## 6504 NOZZLE SET



## Falcon 6504 Series Rotors

A 1" inlet heavy-duty, closed case rotor sprinkler with optional stainless steel riser, the Falcon 6504 rotor is ideal for large turf sites with spacing up to 65 feet.

### Features:

- Easy, wet or dry arc adjustment (part circle model) 40° to 360°
- SAM check valve
- Rain Curtain Nozzles: 8x colour coded nozzles
- Ratcheting Stem: Quickly set the left edge of the Falcon rotor
- 4" pop-up height
- Available with stainless steel riser

PART #	DESCRIPTION	CASE QTY.
AX6504PC	Part Circle	12
AX6504FC	Full Circle	12
AX6504PCSS	Part Circle - Stainless Steel	12
AX6504FCSS	Full Circle - Stainless Steel	12

PRESSURE PSI	NOZZLE	RADIUS FT.	FLOW GPM	PRECIP IN/HR	PRECIP IN/HR
30	4 BLK	39	2.9	0.37	0.42
	6 BLU	43	4.2	0.44	0.50
	8 GRN	45	4.9	0.47	0.54
40	10 GRY	51	8.1	0.60	0.69
	12 TAN	53	9.7	0.66	0.77
	14 LT.GRN	55	11.3	0.72	0.83
	16 BRN	55	12.6	0.80	0.93
	18 DK. BLU	59	13.7	0.76	0.87
	4 BLK	41	3.7	0.42	0.49
	6 BLU	49	5.5	0.44	0.51
50	8 GRN	51	7.4	0.55	0.63
	10 GRY	53	9.1	0.62	0.72
	12 TAN	55	11.0	0.70	0.81
	14 LT.GRN	59	12.7	0.70	0.81
	16 BRN	61	14.3	0.74	0.85
	18 DK. BLU	59	15.4	0.85	0.98
	4 BLK	41	4.0	0.46	0.53
60	6 BLU	47	6.0	0.52	0.60
	8 GRN	51	8.2	0.61	0.70
	10 GRY	55	10.0	0.64	0.73
	12 TAN	57	12.2	0.72	0.83
	14 LT.GRN	61	14.0	0.72	0.84
	16 BRN	63	15.7	0.76	0.88
	18 DK. BLU	63	17.1	0.83	0.96
70	4 BLK	41	4.4	0.50	0.58
	6 BLU	49	6.3	0.51	0.58
	8 GRN	51	8.9	0.66	0.76
	10 GRY	57	10.8	0.64	0.74
	12 TAN	59	13.2	0.73	0.84
	14 LT.GRN	61	15.2	0.79	0.91
	16 BRN	63	16.9	0.82	0.95
80	18 DK. BLU	65	18.3	0.83	0.96
	4 BLK	43	4.6	0.48	0.55
	6 BLU	49	6.9	0.55	0.64
	8 GRN	53	9.4	0.64	0.74
	10 GRY	55	11.6	0.74	0.85
	12 TAN	61	14.0	0.72	0.84
	14 LT.GRN	61	16.2	0.84	0.97
16 BRN	63	18.1	0.88	1.01	
18 DK. BLU	65	19.6	0.89	1.03	

Precipitation rates based on half circle throw

FALCON 6504 • 1" FIPT

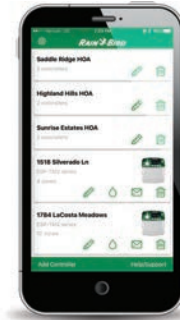


## ESP-ME3 Series Controllers

With 4 to 22 stations, the ESP-ME3 controller provides the station count options customers need. Install the same controller on residential and light commercial sites. Add station modules when expanding irrigation without removing or even powering down the controller. Upgrade the ESP-ME3 to a SMART controller with EPA WaterSense certification by adding the LNK2 module and WR2 rain sensor. The LNK makes programming and monitoring easy through the enhanced Rain Bird app. For even greater water monitoring and protection from a broken irrigation system, install a flow sensor.

### Features Include:

- WiFi Connectivity
- Flow Monitoring
- Flexible Installation
- Simplified Dial Programming
- Easy to Read Screen
- Bypass Rain Sensor by Station
- Seasonal Adjust by Program
- Alarm Notifications
- One-Touch Watering
- Contractor Default



## FG100 Flow Sensor

Designed for residential and smaller commercial applications, the FG100 monitors irrigation and instantly identifies when there is a leak or line break so it can be addressed early. This durable flow sensor manages water efficiency, protects homeowners from potential damages and is designed to withstand high pressure blowouts. Meaning it does not need to be removed during winter months.



FG100

### ESP-ME3 SERIES CONTROLLER

PART #	DESCRIPTION	CASE QTY.
AXESP4ME3	Indoor/Outdoor Controller w/WiFi	4

### FG100 FLOW SENSOR

PART #	DESCRIPTION	CASE QTY.
AXFG100	Pairs with ESP-ME3 Controller	10

### ACCESSORIES AND MODULES

PART #	DESCRIPTION	CASE QTY.
AXLINK2WIFI	LNK2 Enhanced Wifi Control	5
AXESP-MOD3	3 Station Module	12
AXESP-MODME6	6 Station Module	12



## WR2F Series Wireless Rain Sensor

Rain Bird designed the WR2 wireless sensor to exceed the standard. With revolutionary features, this sensor saves time, improves system performance and enhances the contractor's reputation as a water management expert.

PART #	DESCRIPTION
AXWR2F	Rain Freeze Sensor & Receiver
AXRAINSTOP	Rain Sensor Wired
AXWR2BAT	Replacement Battery



AXTM2

## TM2 Controller



The ESP-TM2 irrigation controller is the perfect option for basic residential solutions. With the flexibility of 3 programs and 4 start times available per program, you can tailor your watering schedule to your landscape's needs. The ESP-TM2 provides the Extra Simple Programming interface you are familiar with in a controller that is built to last!

- Wifi Connectivity
- Simple to Program
- Suitable for Indoor and Outdoor

PART #	DESCRIPTION	CASE QTY.
AXTM2-4	4 Station Controller - wifi compatible	6
AXTM2-6	6 Station Controller - wifi compatible	6
AXTM2-8	8 Station Controller - wifi compatible	6
AXTM2-12	12 Station Controller - wifi compatible	6
AXLINK2WIFI	LNK2 Enhanced Wifi Control	5



## RC2 Controller

With the NEW Rain Bird RC2 Smart Irrigation Control Solution you can confidently manage your system from anywhere. This controller is wifi ready out of the box, no need for a LNK2 module.

PART #	DESCRIPTION	CASE QTY
AXRC2	8 Station Controller	6



## TBOS™

The TBOS-BT 9V Battery Controller provides commercial level irrigation control that you can program with your smartphone via the free Rain Bird mobile app.

PART #	DESCRIPTION
AXTBOS-BT1LT	1 station Bluetooth battery operated controller
AXTBOS-BT2LT	2 station Bluetooth battery operated controller
AXTBOS-BT4LT	4 station Bluetooth battery operated controller
AXTBOSSOL	Latching Solenoid

## ESP-9V BATTERY-OPERATED CONTROLLER

Get reliable automatic irrigation control when you don't have AC power with the ESP-9V Series Battery-Operated Controller.

Weatherproof design — superior protection from dirt, dust, and water so your battery-operated irrigation controller can truly be installed anywhere

The ESP-9V's waterproof case and dual-sealed battery chamber ensure long life even when installed in a wet, muddy valve box.



PART #	DESCRIPTION
AXESP9V1	1 Station Battery-Operated Controller
AXESP9V2	2 Station Battery-Operated Controller
AXESP9V6	6 Station Battery-Operated Controller
AXTBOSSOL	Latching Solenoid





## Soil Moisture Sensor Kit

The SMRT-Y Soil Moisture Sensor Kit is an easy to install add-on to any standard irrigation system that directly links your irrigation controller to your landscapes moisture requirements. Program the controller to water every day that irrigation is allowed, and the soil moisture sensor will do the rest.

### RAIN SENSOR

AXSMRTY Soil Moisture Sensor Kit

## Pump Start Relay

### PUMP START RELAYS - 110V and 220V

AXPSR110IC Universal Pump Start Relay - 110 volt unit - 3/4HP to 2HP

AXPSR220IC Universal Pump Start Relay - 220 volt unit - 3/4HP to 5HP



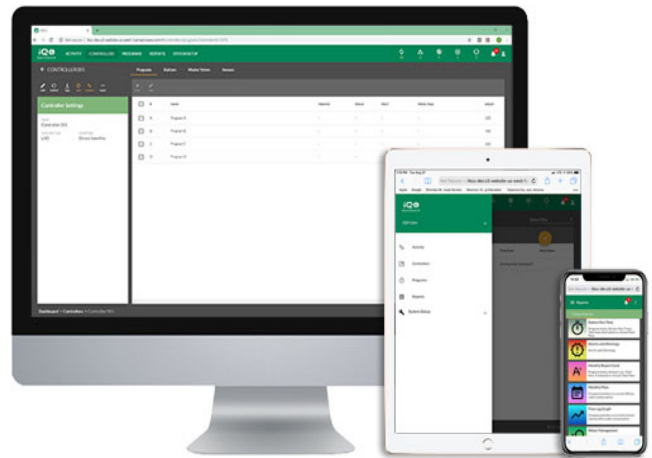
## Modular Multi-Site Central Control: IQ4

The IQ4 Platform offers state-of-the-art monitoring, programming and control features in an easy to learn user interface. IQ4 provides advanced water management features, saving you money and time. The IQ4 Platform consists of two options: IQ4-Cloud and IQ4-Desktop.

All IQ4 versions provide remote programming, management and monitoring of ESP-LXME2 Series Controller from the computer to your office. IQ4 is the perfect irrigation control solution for parks departments, school districts, property managers, landscape maintenance contractors, and water managers.

### Module Compatibility:

- ESP-LXME2 controller with 12 to 48 stations
- ESP-LXME2P one flow sensor input, advanced flow management capabilities, and a second MV2/P pump start output.
- ESP-LXD Series Two-wire decoder controllers with 1 to 200 station capacity
- ESP-LXIVM Series IVM controller with 1 to 240 station capacity
- ESP-2WIRE controller will accommodate up to 50 stations



**IQ4-Cloud** - Cloud-enabled web-based service allowing users to login and control their irrigation system from any internet connected web-browser device. IQ4 is ideal for organizations with multiple irrigation system administrators and/or users that require mobility.



**IQ4-Desktop** - Installed and operated on a single desktop computer. IQ4-Desktop is ideal for organizations with one administrator who can control the system from their computer in their office. The IQ-Desktop software package provides 5-satellite controller capacity, and can be upgraded in 5-satellite increments.

Coming Soon in 2024

## ESP-2WIRE Controller



*Built on a Legacy  
of Best-in-Class  
2-Wire Experience*

### 2-Wire Without the Hassle

*ESP-2WIRE is a new, approachable platform  
for 2-Wire projects up to 50 stations*



#### 50-STATION CAPACITY

Accommodates up to 50 stations plus master valve without the need for additional modules or costs



#### SIMPLE 2-WIRE INSTALLATION

Standard direct burial wire, standard wire connectors, and no special grounding requirements means lower costs and quick installation



#### DECODER AUTO-ADDRESS

Automatically detects and assigns decoders connected to the 2-Wire path to station numbers for significant time savings



Scan to  
learn more.

**RAIN BIRD**



## RAIN BIRD IVM CONTROLLER

Rain Bird's newest 2-Wire Controller has many powerful new features like the Integrated Valve Module that stays in constant communication with the controller to provide efficient irrigation and advanced diagnostics. The ESP-LXIVM supports up to 60 stations standard or 240 stations with LX-IVM Pro. Up to four 2-Wire paths can be connected, plus flow sensing and advanced flow management tools that set new industry standards for state-of-the-art water management.

### Features Include:

- Removable front panel programmable under battery power
- UV and water resistant
- Optional remote water management system available using the IQ4 platform
- 60 station capability with standard LX-IVM; 240 stations with the LX-IVM Pro
- Up to 5 flow sensor inputs; up to 10 inputs with LX-IVM Pro



### CONTROLLER, VALVES & ACCESSORIES

PART #	DESCRIPTION
AXESPLXIVM	Two-wire Controller - up to 60 stations
AXESPLXIVMP	Two-wire Pro Controller - up to 240 stations
AXLXIVMSOL	IVM Solenoid
AXLXIVMSEN	IVM Sensor
AXLXIVMOUT	IVM Output Device
AXLXIVMSD	IVM Surge Device
AXIVM150PGA	1 1/2" Valve with IVM-SOL
AXIVM200PGA	2" Valve with IVM-SOL
AXPSR110IVM	Pump Start Relay 110V
AXPSR220IVM	Pump Start Relay 220V
AXIVMDCL-PSR	Latching Relay Adapter



AXESPLXME2

## ESP-LXME2 Modular Controller

### Features:

- Program backup and contractor restore.
- Seasonal adjustment by program or month.
- Enhanced Diagnostic Feedback™
- 12 Station can be expanded up to 48 station.
- Compatible with the Rain Bird IQ™ Central Control System.
- Programmable Valve Delay to allow for water well recovery or time for slow-closing valves to turn off.
- Cycle+Soak™ by station allows total irrigation time to be split into usable cycles, minimizing runoff.
- Master valve/pump start circuit, programmable by station, for optimal irrigation control.
- Flow module compatible



### ESP LX CONTROLLERS

PART #	DESCRIPTION
AXESPLXME2	12 Station Commercial Controller
AXESPLXME2P	PRO 12 Station Commercial Controller
AXESPLXMOD12	12 Station Module
AXPSMLXME2	Pro Smart Module
AXLXMM	Metal Cabinet
AXLXMMPED	Metal Pedestal
AXLXME2FP	LXME2 Spare Panel



AXESP LX D

## ESP-LXD Decoder Controller

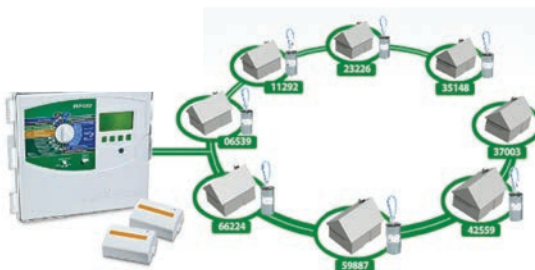
### Features:

- The ESP-LXD controller has been designed to maintain the look, feel and ease of programming of the ESP-LXM controller but with an interface to a two-wire path for decoder-based irrigation.
- The ESP-LXD controller can manage up to 50 stations but can easily be expanded for use with up to 200 stations. Flow management is also built in to every ESP LX D.
- Decoders have their own addresses; an address is an exclusive connection. The ESP-LXD controller is linked to decoders in the field by a two-wire path. This path carries voltage and information. To allow watering, the ESP-LXD sends out a unique signal to one of the decoders on the two-wire path.



### ESPLXD DECODER CONTROLLER

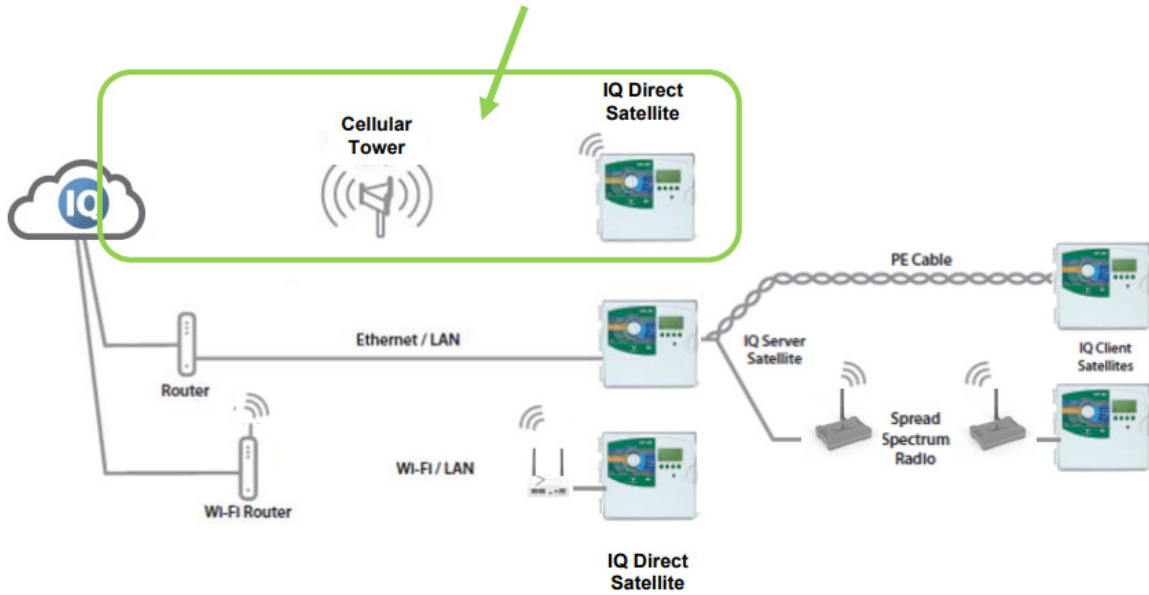
PART #	DESCRIPTION
AXESPLXD	50 Station Decoder Controller
AXESPLXDSM75	75 Expansion Module for LX D
AXLSP1T	Advanced surge protection (Yellow)
AXFD101T	Single Station/Single Valve Decoder
AXFD102T	Single Station/Double Valve Decoder
AXFD202T	2 Station Decoder
AXFD401T	4 Station Decoder



# Rain Bird IQ & LTE Modem

Communication technology has been changing quickly. Service providers are beginning to offer 5G solutions while past communication methods are becoming obsolete. Vanden Bussche Irrigation has developed a unique solution in order to protect your budget while these communication platforms continue to evolve.

*Reach out to your Territory Manager to learn more about how this solution can work for you.*



## Modems & Routers

(includes mounting bracket & power supply)



ILMHK119455

PART #	DESCRIPTION
ILMHK119430	LTE Cube with Ethernet Hook Up
ILMHK119455	LTE Cube with WiFi Connection

## Modem Accessories

PART #	DESCRIPTION
ILMHK050060	Mounting Bracket for LTE Cube
ILMHS025096	Microhard Power Supply
ILMHS035470	Dual Puck Antenna with Diversity

## Sensors & Sensor Modules

PART #	DESCRIPTION
AXIQPSCMLXM	PRO IQ module for ESPLXME2
AXM61010	4" Raincan

## Communication Cartridges



RS -232 CARTRIDGE INSTALLED IN ESP-LX

PART #	DESCRIPTION
AXIQ4600	IQNCCRS RS-232 network communication cartridge
AXIQ4603	IQNCCEN ethernet communication cartridge
AXIQ4614	IQNCC 4G communication cartridge
AXIQ4614C	IQ4GT 1 Year data communication
AXIQ4621	IQCMLXD connection module for ESPLXD
AXIQ4630	IQSSRADIO spread spectrum radio 900MHZ



AX100HV



## HV Valve Series

### Features:

- Eccentric diaphragm for smooth closing, less water hammer
- Compact design, 2.54" spin radius for tight installations
- Glass-filled polypropylene body for strength
- Flow 0.2 - 30 gpm; Pressure 15 - 150 psi

PART #	DESCRIPTION	CASE QTY.
AX100HV	1" FIPT x FIPT	20
AX100HVMB	1" MIPT x Insert	20
AXP236307	HV Valve Solenoid Kit	10



AX100DVMB



## DV/DVF Valve Series

### Features:

- Double-filtered pilot-flow design
- Balanced-pressure diaphragm for long life
- (DVF) Unique, easy-to-turn pressure-assisted flow control mechanism
- Flow 2 - 40 gpm; Pressure 15 - 150 psi



DIAPHRAGM KIT

PART #	DESCRIPTION	CASE QTY.
AX075DV	3/4" FIPT x FIPT	20
AX100DV	1" FIPT x FIPT	20
AX100DVMB	1" MIPT x Insert	20
AX100DVF	1" FIPT x FIPT Flow Control	20
AXP208588-01	DV Solenoid	10
AXP210746-03	Diaphragm kit for 100 DV/DVF	20



AX150PGA



## PGA Valve Series

### Features:

- Globe and angle configuration for flexibility in design and installation
- Double-filtered pilot-flow to resist debris and clogging of solenoid ports
- Slow closing to prevent water hammer and subsequent system damage
- Manual internal bleed operates the valve without allowing water into the valve box
- Pressure 15 - 150 psi

PART #	DESCRIPTION	CASE QTY.
AX100PGA	1" Globe/Angle	10
AX150PGA	1½" Globe/Angle	8
AX200PGA	2" Globe/Angle	4
AXP236239	PGA Solenoid	10



AX150PESB



## Heavy Duty PESB Valve Series

Industrial-strength glass-filled nylon globe valve for commercial applications. Rain Bird's most durable plastic valve. Also available with self-cleaning scrubber and stainless steel screen for reliable performance in commercial dirty water applications.

PART #	DESCRIPTION	CASE QTY.
AX100PESB	1" w/scrubber	12
AX150PESB	1½" w/scrubber	8
AX200PESB	2" w/scrubber	8
AX300PESB	3" w/plastic	8
AXP236483	Diaphragm for 200 PESB	1
AX300BPES	3" Brass w/ scrubber	1
AXPRS-DIAL	Pressure regulation unit	10
AXP236239	PGA Solenoid	10



AX150EFBCP




PART #	DESCRIPTION	CASE QTY.
AX100EFB-CP	1" Brass Valve	12
AX150EFBCP	1½" Brass Valve	10
AX200EFB-CP	2" Brass Valve	8

See page 42 for IVM Valves

# Flow Meters & Hydrometers

## Netafim Flow Meters & Hydrometers

### FLOW METERS



PART #	SIZE	GALLONS PER PULSE	MIN. FLOW (GPM)	CONNECTIONS
ATLHM15TG1-MEL	1½"	1	1.8	Threaded
ATLHM2TG1-MEL	2"	1	5.3	Threaded
ATLHM3FG1-MEL	3"	1	14	Flanged
ATLHM4FG1-MEL	4"	1	21	Flanged
ATWM-075-0.1-RS-M	¾"	0.1	0.2	Threaded
ATWM-075-1.0-RS-M	¾"	1	0.2	Threaded
ATWM-100-1.0-RS-M	1"	1	0.3	Threaded
ATWM-150-1.0-RS	1½"	1	0.9	Threaded
ATWM-200-10-RS	2"	10	2	Threaded
ATWMW-300-10-RS	3"	10	2	Flanged
ATWMW-400-10-RS	4"	10	4	Flanged

## Rain Bird Flow Tees

### BRASS TEE FLOW SENSORS



PART #	SIZE	MODEL	MIN. FLOW (GPM)	CONNECTIONS
AXM80101	1"	FS100B	2	MIPT
AXM80110	1½"	FS150B	4	MIPT

### PVC TEE FLOW SENSORS



PART #	SIZE	MODEL	MIN. FLOW (GPM)	CONNECTIONS
AXM80108	1"	FS100P	5.4	PVC Socket
AXM80102	1½"	FS150P	5	PVC Socket
AXM80103	2"	FS200P	10	PVC Socket
AXM80104	3"	FS300P	20	PVC Socket
AXM80107	4"	FS400P	40	PVC Socket

## Hunter/Hydrawise Flow Meters



PART #	SIZE	MIN. FLOW (GPM)	CONNECTIONS	CASE QTY.
PDHC075FLOW	¾"	0.22	NPT	10
PDHC100FLOW	1"	0.3	NPT	1
PDHC150FLOW	1½"	0.88	NPT	1
PDHC200FLOW	2"	1.98	NPT	1
PDWFS	N/A		Wireless Flow Sensor	

## Rain Bird Ultrasonic Flow Sensors



PART #	SIZE	FLOW RANGE	CONNECTIONS
AXM80130	1"	0.3 - 50	NPT Threading
AXM80131	1½"	0.5 - 110	NPT Threading
AXM80132	2"	1 - 200	NPT Threading

## CST Flow Meters

PART #	SIZE
NFFSIB10001	1" Brass Flow Meter
NFFSIB15001	1½" Brass Flow Meter
NFFSIT10001	1" PVC Flow Meter
NFFSIT15001	1½" PVC Flow Meter
NFFSIT20001	2" PVC Flow Meter

## Flomec Sensors

PART #	SIZE
ORQS200	Ultrasonic Insert
ORQS20010	1" PVC Flow Tee w/Ultrasonic Insert
ORQS20015	1½" PVC Flow Tee w/Ultrasonic Insert
ORQS20020	2" PVC Flow Tee w/Ultrasonic Insert

# Hunter®



## Spray Heads

Your different project and budgeting watering requirements are met by Hunter's many different 1/2" inlet spray heads.

Pro-Spray features:

- Designed for the contractor
- Pressure-activated no-flow by wiper seal
- Ratcheting riser
- Heavy-duty spring
- Innovative "pull up" flush plug design
- Compatible with all female threaded nozzles



### PRO-SPRAY

PART #	SIZE	CASE QTY.
PDPROS04	4"	50
PDPROS06SI	6"	25
PDPROS12SI	12"	25

### PRS30 - Brown cap

Replaces Hunter's former Institutional sprays keeping water pressure at a true 30PSI to reduce waste and maximize performance.

### PRO-SPRAY PRESSURE REGULATED TO 30 PSI

PART #	SIZE	CASE QTY.
PDPROS04PRS30	4"	50
PDPROS06PRS30	6"	25
PDPROS12PRS30	12"	25

### PRS40 - Grey cap

Like the former institutional sprays but designed at 40PSI with a check valve for optimal performance when paired with the **MP ROTATOR**.

### PRO-SPRAY PRESSURE REGULATED TO 40 PSI

PART #	SIZE	CASE QTY.
PDPROS04PRS40CV	4"	50
PDPROS06PRS40CV	6"	25
PDPROS12PRS40CV	12"	25

For use with MP Rotator Nozzles

### SHRUB ADAPTER

PART #	SIZE	BAG QTY.
PDPROS00	1/2" FIPT x Noz TH	50

### STRIP SERIES

ARC	PRES-SURE PSI	WIDTH			FLOW GPM
		4"	5"	6"	
SNLCS515	20	4	14	0.55	
	25	5	15	0.60	
	30	5	15	0.65	
	35	5	15	0.70	
SNRCS515	20	4	14	0.55	
	25	5	15	0.60	
	30	5	15	0.65	
	35	5	15	0.70	
SNSS530	20	4	28	1.10	
	25	5	30	1.20	
	30	5	30	1.30	
	35	5	30	1.40	
SNES515	20	4	14	0.55	
	25	5	15	0.60	
	30	5	15	0.65	
	35	5	15	0.70	
SNCS530	20	4	28	1.10	
	25	5	30	1.20	
	30	5	30	1.30	
	35	5	30	1.40	
SNSS918	20	8	17	1.45	
	25	9	18	1.58	
	30	9	18	1.72	
	35	9	18	1.88	



## Spray Nozzles

Hunter's own complete line of adjustable, fixed and specialty nozzles.

### PRO-SPRAY SERIES NOZZLES

ARC	PRESSURE PSI	SN5 BLUE 0° TRAJECTORY				SN8 BROWN 0° TRAJECTORY				SN10 RED 15° TRAJECTORY				SN12 GREEN 28° TRAJECTORY				SN15 BLACK 28° TRAJECTORY				SN17 GREY 28° TRAJECTORY			
		RADIUS ft.	FLOW GPM	PRECIP IN/H	▲ PRECIP IN/H	RADIUS ft.	FLOW GPM	PRECIP IN/H	▲ PRECIP IN/H	RADIUS ft.	FLOW GPM	PRECIP IN/H	▲ PRECIP IN/H	RADIUS ft.	FLOW GPM	PRECIP IN/H	▲ PRECIP IN/H	RADIUS ft.	FLOW GPM	PRECIP IN/H	▲ PRECIP IN/H	RADIUS ft.	FLOW GPM	PRECIP IN/H	▲ PRECIP IN/H
	20	4	0.37	2.25	2.60	7	0.78	1.54	1.78	9	1.29	1.53	1.77	11	2.17	1.72	1.99	14	3.04	1.49	1.72	Use Hunter 17A Nozzle			
	25	4	0.42	2.54	2.94	8	0.88	1.33	1.53	10	1.45	1.39	1.61	12	2.45	1.63	1.89	15	3.41	1.46	1.69				
	30	5	0.47	1.80	2.08	8	0.97	1.46	1.69	10	1.59	1.53	1.76	12	2.70	1.80	2.08	15	3.75	1.61	1.85				
	35	6	.051	1.36	1.57	9	1.05	1.25	1.45	11	1.72	1.37	1.58	13	2.93	1.67	1.93	16	4.07	1.53	1.76				
	40	6	.055	1.46	1.69	10	1.13	1.34	1.55	11	1.84	1.46	1.69	13	3.15	1.80	2.07	17	4.36	1.45	2.68				
	20	4	0.19	2.25	2.60	7	0.38	1.49	1.72	9	0.70	1.67	1.92	11	1.05	1.67	1.93	14	1.51	1.48	1.71	16	1.91	1.43	1.66
	25	4	0.21	2.54	2.94	8	0.43	1.28	1.48	10	0.79	1.53	1.76	12	1.18	1.58	1.83	15	1.69	1.45	1.67	17	2.15	1.43	1.65
	30	5	0.23	1.80	2.08	8	0.47	1.41	1.63	10	0.88	1.69	1.95	12	1.30	1.74	2.01	15	1.86	1.59	1.84	17	2.37	1.58	1.82
	35	6	0.25	1.36	1.57	9	0.51	1.21	1.39	11	0.95	1.52	1.75	13	1.42	1.61	1.86	16	2.02	1.52	1.75	18	2.57	1.53	1.76
	40	6	0.27	1.46	1.69	9	0.54	1.29	1.49	11	1.03	1.63	1.89	13	1.52	1.73	2.00	17	2.16	1.44	1.66	19	2.76	1.47	1.70
	20	4	0.09	2.25	2.60	7	0.20	1.54	1.78	9	0.34	1.63	1.88	11	0.54	1.71	1.98	14	0.78	1.53	1.77	16	0.93	1.40	1.61
	25	4	0.11	2.54	2.94	8	0.22	1.33	1.53	10	0.39	1.48	1.71	12	0.61	1.62	1.87	15	0.88	1.51	1.74	17	1.05	1.39	1.61
QUARTER	30	5	0.12	1.80	2.08	8	0.24	1.46	1.69	10	0.42	1.63	1.89	12	0.67	1.78	2.06	15	0.97	1.67	1.92	17	1.15	1.54	1.77
	35	6	0.13	1.36	1.57	9	0.26	1.25	1.45	11	0.46	1.47	1.69	13	0.72	1.65	1.90	16	1.06	1.59	1.84	18	1.25	1.49	1.72
	40	6	0.14	1.46	1.69	9	0.28	1.34	1.55	11	0.49	1.57	1.82	13	0.78	1.77	2.04	17	1.14	1.52	1.75	19	1.34	1.43	1.65

■ \*PRECIP IN/H  
▲ \*PRECIP IN/H

HUNTER SPRAY NOZZLES		BAG QTY.	PRICE
PRO-SERIES NOZZLES	See chart for part no.	25	\$ 2.65
STRIP SERIES NOZZLES	See chart for part no.	25	\$ 2.65
ADJUSTABLE ARC NOZZLES	See chart for part no.	25	\$ 2.63

### PRO - ADJUSTABLE ARC NOZZLES

ARC	PRESSURE PSI	SN4A LIGHT GREEN 15° TRAJECTORY				SN6A BLUE 15° TRAJECTORY				SN8A BROWN 0° TRAJECTORY				SN10A RED 15° TRAJECTORY				SN12A GREEN 28° TRAJECTORY				SN15A BLACK 28° TRAJECTORY				SN17A GREY 28° TRAJECTORY			
		RADIUS ft.	FLOW GPM	PRECIP IN/H	▲ PRECIP IN/H	RADIUS ft.	FLOW GPM	PRECIP IN/H	▲ PRECIP IN/H	RADIUS ft.	FLOW GPM	PRECIP IN/H	▲ PRECIP IN/H	RADIUS ft.	FLOW GPM	PRECIP IN/H	▲ PRECIP IN/H	RADIUS ft.	FLOW GPM	PRECIP IN/H	▲ PRECIP IN/H	RADIUS ft.	FLOW GPM	PRECIP IN/H	▲ PRECIP IN/H	RADIUS ft.	FLOW GPM	PRECIP IN/H	▲ PRECIP IN/H
	20	3	0.19	4.57	5.28	5	0.30	3.21	3.70	7	0.23	1.83	2.11	9	0.39	1.86	2.15	11	0.50	1.60	1.85	14	0.74	1.46	1.69	16	0.96	1.44	1.67
	25	3	0.20	4.81	5.56	5	0.31	3.32	3.83	8	0.26	1.58	1.83	10	0.44	1.71	1.97	12	0.57	1.52	1.76	15	0.84	1.44	1.66	17	1.09	1.45	1.67
	30	4	0.28	6.74	7.78	6	0.37	3.96	4.57	8	0.29	1.75	2.02	10	0.49	1.89	2.18	12	0.63	1.68	1.95	15	0.93	1.59	1.84	17	1.20	1.60	1.85
	35	4	0.24	5.78	6.67	6	0.38	4.06	4.69	9	0.32	1.51	1.74	11	0.53	1.70	1.96	13	0.69	1.56	1.80	16	1.01	1.52	1.76	18	1.31	1.55	1.79
	40	4	0.25	5.90	6.81	6	0.40	4.28	4.94	9	0.34	1.62	1.87	11	0.57	1.83	2.11	13	0.74	1.68	1.94	17	1.09	1.45	1.68	19	1.41	1.50	1.73
	20	3	0.34	4.09	4.72	5	0.50	2.67	3.09	7	0.47	1.83	2.11	9	0.78	1.86	2.15	11	1.01	1.60	1.85	14	1.49	1.46	1.69	16	1.92	1.44	1.67
	25	3	0.38	4.57	5.28	5	0.54	2.89	3.33	8	0.53	1.58	1.83	10	0.89	1.71	1.97	12	1.14	1.52	1.76	15	1.68	1.44	1.66	17	2.17	1.45	1.67
	30	4	0.45	5.41	6.25	6	0.60	3.21	3.70	8	0.58	1.75	2.02	10	0.98	1.89	2.18	12	1.26	1.68	1.95	15	1.86	1.59	1.84	17	2.40	1.60	1.85
	35	4	0.46	5.53	6.39	6	0.64	3.42	3.95	9	0.63	1.51	1.74	11	1.07	1.70	1.96	13	1.37	1.56	1.80	16	2.02	1.52	1.76	18	2.61	1.55	1.79
	40	4	0.48	5.78	6.67	6	0.68	3.64	4.20	9	0.68	1.62	1.87	11	1.15	1.83	2.11	13	1.48	1.68	1.94	17	2.18	1.45	1.68	19	2.81	1.50	1.73
	20	3	0.59	4.73	5.46	5	0.88	3.14	3.62	7	0.70	1.83	2.11	9	1.18	1.86	2.15	11	1.51	1.60	1.85	14	2.23	1.46	1.69	16	2.88	1.44	1.67
	25	3	0.66	5.29	6.11	5	0.98	3.49	4.03	8	0.79	1.58	1.83	10	1.33	1.71	1.97	12	1.71	1.52	1.76	15	2.52	1.44	1.66	17	3.26	1.45	1.67
	30	4	0.73	5.86	6.76	6	1.10	3.92	4.53	8	0.87	1.75	2.02	10	1.47	1.89	2.18	12	1.89	1.68	1.95	15	2.79	1.59	1.84	17	3.60	1.60	1.85
	35	4	0.76	6.10	7.04	6	1.15	4.10	4.73	9	0.95	1.51	1.74	11	1.60	1.70	1.96	13	2.06	1.56	1.80	16	3.04	1.52	1.76	18	3.92	1.55	1.79
	40	4	0.80	6.42	7.41	6	1.20	4.28	4.94	9	1.02	1.62	1.87	11	1.72	1.83	2.11	13	2.21	1.68	1.94	17	3.27	1.45	1.68	19	4.22	1.50	1.73
	20	3	0.66	3.97	4.58	5	1.05	2.81	3.24	7	0.93	1.83	2.11	9	1.57	1.86	2.15	11	2.02	1.60	1.85	14	2.98	1.46	1.69	16	3.84	1.44	1.67
360°	25	3	0.72	4.33	5.00	5	1.10	2.94	3.40	8	1.05	1.58	1.83	10	1.77	1.71	1.97	12	2.28	1.52	1.76	15	3.37	1.44	1.66	17	4.34	1.45	1.67
	30	4	0.80	4.81	5.56	6	1.26	3.37	3.89	8	1.16	1.75	2.02	10	1.96	1.89	2.18	12	2.52	1.68	1.95	15	3.72	1.59	1.84	17	4.80	1.60	1.85
	35	4	0.86	5.17	5.97	6	1.30	3.48	4.01	9	1.27	1.51	1.74	11	2.13	1.70	1.96	13	2.74	1.56	1.80	16	4.05	1.52	1.76	18	5.22	1.55	1.79
40	4	0.90	5.41	6.25	6	1.40	3.74	4.32	9	1.36	1.62	1.87	11	2.30	1.83	2.11	13	2.95	1.68	1.94	17	4.36	1.45	1.68	19	5.62	1.50	1.73	

■ \*PRECIP IN/H  
▲ \*PRECIP IN/H

# Hunter®

www.hunterindustries.com



**MP ROTATOR™**

A Matched Precipitation Sprinkler for Turf & Landscape



### Features:

- True matched precipitation with any arc or radius setting
- Radius can be reduced up to 25% on all models
- Applies additional water first 3' from the pop-up when head to head coverage is not available

### Operating Specifications:

- Recommended operating pressure is 40 PSI
- Models can only be adjusted while water is running

**\*\*Install with "PRS40 Grey Cap Spray Heads" for maximum efficiency\*\***



## MP ROTATORS

### MP800 SERIES BAG QTY.

PDMP800SR90 - ORANGE	Short Radius 6'-12' 90°-210°	10
PDMP800SR360 - LIME GREEN	Short Radius 6'-12', 360°	10

### MP 1000 • 12' - 15' RADIUS BAG QTY.

PDMP100090 - MAROON	90° - 210°	10
PDMP1000210 - LIGHT BLUE	210° - 270°	10
PDMP1000360 - OLIVE	360°	10

### MP 2000 • 17' - 22' BAG QTY.

PDMP200090 - BLACK	90° - 210°	10
PDMP2000210 - GREEN	210° - 270°	10
PDMP2000360 - RED	360°	10

### MP 3000 • 25' - 30' BAG QTY.

PDMP300090 - BLUE	90° - 210°	10
PDMP3000210 - YELLOW	210° - 270°	10
PDMP3000360 - GREY	360°	10

### MP3500 • 35' BAG QTY.

PDMP350090	90° - 210°	10
------------	------------	----

### SPECIALTY NOZZLES AND TOOLS BAG QTY.

PDMPRCS515 - COPPER	Right Corner Strip 5' X 15'	10
PDMPLCS515 - IVORY	Left Corner Strip 5' x 15'	10
PDMPSS530 - BROWN	Side strip 5' x 30'	10
PDMPCORNER - TURQUOISE	Corner, 8'-15', 45° - 105°	10
PDMP TOOL	Adjustment tool (orange)	10

### MP CORNER

ARC	PRESSURE PSI	RADIUS ft.	FLOW GPM	FLOW GPH
45°	25	-	-	-
	30	12	0.17	10.2
	35	13	0.18	10.8
	40	14	0.19	11.4
	45	14	0.21	12.6
90°	50	14	0.22	13.2
	55	15	0.23	13.8
	25	11	0.31	18.6
	30	12	0.34	20.4
	35	13	0.36	21.6
105°	40	14	0.39	23.4
	45	14	0.41	24.6
	50	14	0.43	25.8
	55	15	0.46	27.6
	25	11	0.36	21.6
30	12	0.39	23.4	
35	13	0.42	25.2	
40	14	0.45	27	
45	14	0.48	28.8	
50	15	0.51	30.6	
55	15	0.53	31.8	

### NOZZLE MODEL

	PRESSURE PSI	WIDTH' x LENGTH'	FLOW GPM	FLOW GPH
MP LEFT STRIP (Ivory)	30	4 x 14	0.19	11.4
	35	5 x 15	0.21	12.6
	40	5 x 15	0.22	13.2
	45	5 x 15	0.23	13.8
	50	6 x 16	0.25	15
MP RIGHT STRIP (Copper)	55	6 x 16	0.26	15.6
	30	4 x 14	0.19	11.4
	35	5 x 15	0.21	12.6
	40	5 x 15	0.22	12.2
	45	5 x 15	0.23	13.8
MP SIDE STRIP (Brown)	50	6 x 16	0.25	15
	55	6 x 16	0.26	15.6
	30	4 x 28	0.38	22.8
	35	5 x 30	0.41	24.6
	40	5 x 30	0.44	26.4
	45	5 x 30	0.47	28.2
	50	6 x 32	0.49	29.4
	55	6 x 32	0.51	30.6

### MP ROTATOR

ARC	PRESSURE PSI	MP 1000				MP 2000				MP 3000			
		RADIUS ft.	FLOW GPM	PRECIP IN/H	PRECIP IN/H	RADIUS ft.	FLOW GPM	PRECIP IN/H	PRECIP IN/H	RADIUS ft.	FLOW GPM	PRECIP IN/H	PRECIP IN/H
360°	25	-	-	-	-	16	1.16	0.44	0.50	25	2.88	0.44	0.51
	30	12.0	0.65	0.43	0.50	17	1.27	0.42	0.49	27	3.15	0.42	0.48
	35	13.0	0.71	0.40	0.47	18	1.37	0.41	0.47	28	3.40	0.42	0.48
	40	13.5	0.75	0.39	0.46	19	1.47	0.39	0.45	30	3.64	0.39	0.45
	45	14.0	0.80	0.39	0.45	20	1.56	0.38	0.43	30	3.86	0.41	0.48
270°	50	14.5	0.84	0.38	0.44	21	1.64	0.36	0.41	30	4.07	0.44	0.50
	55	15.0	0.87	0.37	0.43	21	1.70	0.37	0.43	30	4.27	0.46	0.53
	25	-	-	-	-	16	0.87	0.44	0.50	25	2.19	0.45	0.51
	30	12	0.48	0.43	0.50	17	0.95	0.42	0.49	27	2.37	0.42	0.48
	35	13	0.54	0.40	0.46	18	1.03	0.41	0.47	28	2.55	0.42	0.48
210°	40	14	0.57	0.39	0.45	19	1.10	0.39	0.45	30	2.73	0.39	0.45
	45	14	0.60	0.39	0.45	20	1.17	0.38	0.43	30	2.89	0.41	0.48
	50	14	0.63	0.38	0.43	21	1.23	0.36	0.41	30	3.06	0.44	0.50
	55	15	0.66	0.37	0.43	21	1.30	0.37	0.43	30	3.22	0.46	0.53
	25	-	-	-	-	16	0.68	0.44	0.50	25	1.68	0.44	0.52
180°	30	12.0	0.37	0.43	0.50	17	0.74	0.42	0.49	27	1.84	0.42	0.48
	35	13.0	0.41	0.40	0.46	18	0.80	0.41	0.47	28	1.99	0.42	0.48
	40	13.5	0.43	0.39	0.45	19	0.86	0.39	0.45	30	2.12	0.39	0.45
	45	14.0	0.46	0.39	0.45	20	0.92	0.38	0.43	30	2.25	0.41	0.48
	50	14.5	0.48	0.38	0.43	21	0.97	0.36	0.41	30	2.37	0.44	0.50
90°	55	15.0	0.50	0.37	0.43	21	1.01	0.37	0.43	30	2.49	0.46	0.53
	25	-	-	-	-	16	0.58	0.44	0.50	25	1.44	0.44	0.51
	30	12.0	0.32	0.43	0.50	17	0.63	0.42	0.49	27	1.58	0.42	0.48
	35	13.0	0.35	0.40	0.46	18	0.69	0.41	0.47	28	1.70	0.42	0.48
	40	13.5	0.37	0.39	0.45	19	0.74	0.39	0.45	30	1.82	0.39	0.45
	45	14.0	0.40	0.39	0.45	20	0.78	0.38	0.43	30	1.93	0.41	0.48
	50	14.5	0.41	0.38	0.43	21	0.83	0.36	0.41	30	2.04	0.44	0.50
	55	15.0	0.43	0.37	0.43	21	0.85	0.37	0.43	30	2.13	0.46	0.53
	25	-	-	-	-	17	0.31	0.41	0.48	25	0.69	0.43	0.51
	30	12.0	0.16	0.43	0.50	18	0.33	0.39	0.45	27	0.74	0.39	0.48
	35	13.0	0.18	0.40	0.46	19	0.37	0.39	0.46	28	0.80	0.39	0.48
	40	13.5	0.19	0.39	0.45	20	0.40	0.39	0.44	30	0.86	0.37	0.45
	45	14.0	0.20	0.39	0.45	21	0.42	0.37	0.42	30	0.91	0.39	0.48
	50	14.5	0.21	0.38	0.43	22	0.44	0.35	0.40	30	0.96	0.41	0.50
	55	15.0	0.22	0.37	0.43	22	0.47	0.37	0.43	30	1.01	0.43	0.53

■ \*FLOW GPM  
 ▲ \*FLOW GPH

■ \*PRECIP IN/H  
 ▲ \*PRECIP IN/H

## Hunter Valves

Control valves are the heart of your irrigation system. Hunter has assembled one of the broadest line-ups in the industry.



PDPGV100G



PDPGV151



PDICV151G



Accu-Sync INSTALLED ON ICV



Latching Solenoid

## PGV Valves

### Features:

- High grade construction, 150 PSI rating
- Internal manual bleed
- Flow control with non-rising handle
- Rigid diaphragm support
- Globe and angle configurations
- Accu-Sync™ pressure regulator compatible



PART #	DESCRIPTION	CASE QTY.
PDPGV100G	1" plastic, FIPT x FIPT	20
PDPGV100MB	1" plastic, MIPT x Barb	20
PDPGV101G	1" plastic, FIPT x FIPT, flow-control	20
PDPGV151	1½" plastic, FIPT x FIPT, flow-control	8
PDPGV201	2" plastic, FIPT x FIPT, flow-control	8
PDP332100	Diaphragm assembly 1" standard	1
PDP414100	Diaphragm assembly 1½" PGV	1
PDP415600	Diaphragm assembly 2" PGV	1

## ICV Valves

### Features:

- Glass-filled nylon construction, 220 PSI rated
- Internal manual bleed
- Captive solenoid plunger
- Captive bonnet bolts with matching brass body inserts
- Fabric reinforced diaphragm
- Filter-Sentry™ optional for dirty water
- Optional Accu-Sync™ pressure regulator



PART #	DESCRIPTION	CASE QTY.
PDICV151G	1½" plastic, FIPT x FIPT, globe	8
PDICV151GFS	1½" plastic, FIPT x FIPT, filter-sentry, globe	8
PDICV201G	2" plastic, FIPT x FIPT, globe	8
PDICV201GFS	2" plastic, FIPT x FIPT, filter-sentry, globe	8
PDICV301FS	3" plastic, FIPT x FIPT, filter-sentry, globe	8

## Pressure Regulator

PART #	DESCRIPTION	CASE QTY.
PDACCUSYNCADJ	Adjustable pressure regulator	1

Fixed pressure regulating device available as special order upon request

## Solenoid

PART #	DESCRIPTION
PDP606800	Hunter Solenoid
PDP458200	DC Latching Solenoid

# Hunter®

www.hunterindustries.com



PGP • 3/4" FIPT

## PGP® Rotor Sprinkler

The worlds best selling 3/4" rotor.

### Features:

- 4" pop-up height
- Integral rubber cover
- Complete set of 12 nozzles
- Low angle nozzle set available
- Blue nozzles available **PLEASE SPECIFY WHEN ORDERING**
- PGP-ATR available - a PGP internal replacement for older model impact rotors.



PART #	DESCRIPTION	CASE QTY.
PDPGPADJ	4" Part/Full Circle	20
PDPGP12CV	12" Part/Full Circle	12



PGP-ULTRA • 3/4" FIPT

## PGP® Ultra

### Features:

- Easy arc adjustment (50° - 360°): Full and part-circle operation in a single rotor
- Automatic arc return: returns to the original arc regardless of where the turret is turned
- Non-strippable, vandal-proof drive mechanism enables the turret to be turned without causing damage
- Headed and slotted nozzle retainer screw. Easy to use, easy to clean



PART #	DESCRIPTION	CASE QTY.
PDPGP04	4" Part/Full Circle	20
PDPGP04CHECK	4" Part/Full Circle w/Check Valve	20
PDPGP0420CHECK	4" Part/Full Circle w/Check Valve 2.0 Nozzle	20



I-20 • 3/4" FIPT

## I-20 Rotor Sprinkler

### Features:

- Integral rubber cover
- Flo-Stop Control, manual individual stop
- Easy arc adjustment (40° - 360°)
- Heavy-duty retractable spring
- Stainless steel option
- Blue nozzles available
- 5 year warranty
- Drain check valve and extra strong spring



PART #	DESCRIPTION	CASE QTY.
PDI2004	4" P/F check valve	20
PDI2004SS	4" P/F C/V stainless	20

### STANDARD ANGLE NOZZLE SET - PGP

PRESSURE PSI	NOZZLE	RADIUS FT.	FLOW GPM	PRECIP IN/HR	PRECIP IN/HR	
30	1	28	0.5	0.12	0.14	
	2	29	0.7	0.16	0.19	
	3	30	0.9	0.19	0.22	
	4	32	1.2	0.23	0.26	
	5	34	1.6	0.27	0.31	
	6	34	2.0	0.33	0.38	
	7	34	2.6	0.43	0.50	
	8	37	3.2	0.45	0.582	
	9	38	3.6	0.48	0.55	
	40	1	29	0.6	0.14	0.16
		2	30	0.8	0.17	0.20
		3	31	1.0	0.20	0.23
4		33	1.4	0.25	0.29	
5		36	1.8	0.27	0.31	
6		36	2.4	0.36	0.41	
7		38	3.0	0.40	0.46	
8		39	3.7	0.47	0.54	
9		39	4.3	0.49	0.57	
10		46	6.8	0.62	0.71	
11		48	8.9	0.74	0.86	
12		48	11.9	0.99	1.15	
50	1	29	0.7	0.16	0.19	
	2	30	0.9	0.19	0.22	
	3	31	1.2	0.24	0.28	
	4	34	1.6	0.27	0.31	
	5	38	2.0	0.27	0.31	
	6	38	2.7	0.36	0.42	
	7	40	3.4	0.41	0.47	
	8	41	3.9	0.45	0.52	
	9	44	5.2	0.52	0.60	
	10	47	7.6	0.66	0.76	
	11	50	9.8	0.75	0.87	
	12	50	12.7	0.98	1.13	
60	1	30	0.8	0.17	0.20	
	2	31	1.0	0.20	0.23	
	3	32	1.3	0.24	0.28	
	4	34	1.8	0.30	0.35	
	5	38	2.2	0.29	0.34	
	6	38	2.9	0.39	0.45	
	7	40	3.7	0.45	0.51	
	8	42	4.6	0.50	0.58	
	9	45	5.5	0.55	0.60	
	10	49	8.2	0.66	0.76	
	11	51	10.5	0.78	0.90	
	12	52	14.1	1.00	1.16	

### STANDARD ANGLE NOZZLE SET - I-20 & PGP Ultra

PRESSURE PSI	NOZZLE	RADIUS FT.	FLOW GPM	PRECIP IN/HR	PRECIP IN/HR
30	1.0	30	0.9	0.19	0.22
	1.5	32	1.2	0.23	0.26
	2.0	32	1.6	0.30	0.35
	3.0	34	2.0	0.33	0.38
	3.5	34	2.6	0.43	0.52
	4.0	37	3.2	0.45	0.52
	6.0	35	4.2	0.66	0.76
	2.0LA	25	1.6	0.49	0.57
	2.5LA	27	2.1	0.55	0.64
	3.5LA	29	2.8	0.64	0.74
	4.5LA	29	3.4	0.78	0.90
	40	1.0	31	1.0	0.20
1.5		33	1.4	0.25	0.29
2.0		34	1.8	0.30	0.35
3.0		36	2.4	0.36	0.41
3.5		38	3.0	0.40	0.46
4.0		39	3.7	0.47	0.54
6.0		40	4.9	0.59	0.68
8.0		44	6.8	0.68	0.78
2.0LA		27	1.9	0.50	0.58
2.5LA		30	2.5	0.53	0.62
3.5LA		32	3.1	0.58	0.67
4.5LA		32	3.9	0.73	0.85
50	1.0	31	1.2	0.24	0.28
	1.5	34	1.6	0.27	0.31
	2.0	36	2.0	0.30	0.34
	3.0	38	2.7	0.36	0.42
	3.5	40	3.4	0.41	0.47
	4.0	41	4.2	0.48	0.56
	6.0	43	5.5	0.57	0.66
	8.0	45	7.6	0.72	0.83
	2.0LA	28	2.1	0.52	0.60
	2.5LA	33	2.8	0.49	0.57
	3.5LA	35	3.5	0.55	0.64
	4.5LA	35	4.4	0.69	0.80
60	1.0	32	1.3	0.24	0.28
	1.5	34	1.8	0.30	0.35
	2.0	36	2.2	0.33	0.38
	3.0	38	2.9	0.39	0.45
	3.5	40	3.7	0.45	0.51
	4.0	42	4.6	0.50	0.58
	6.0	44	6.0	0.60	0.69
	8.0	47	8.2	0.71	0.83

Precipitation rates based on half circle throw



I-25 • 1" FIPT

## I-25 Rotor Sprinkler

Efficient, economical, easy to use. The ideal choice for commercial and recreational sites.

### Features:

- New non-strippable vandal-proof drive
- 5 colour-coded nozzles supplied
- Easy arc adjustment (50° - 360°)
- Drain check valve
- Full and part circle in one
- Automatic arc return

PART #	DESCRIPTION	CASE QTY.
PDI2504	3.5" P/F Circle	12
PDI2504SS	3.5" P/F Circle, Stainless Steel	12



I-40 • 1" FIPT

## I-40 Rotor Sprinkler

The top choice at sports facilities worldwide, a winner for parks and commercial sites as well

### Features:

- Non-strippable drive
- Uniform coverage with radius from 45 to 74 feet
- Stainless steel riser and super-strong spring
- Drain check valve for up to 15 feet elevation change
- Full and part circle in one
- Auto arc return

PART #	DESCRIPTION	CASE QTY.
PDI4004SS	4" P/F Circle, Stainless Steel, CV	12



I-50 • 1" FIPT

## I-50 Rotor Sprinkler

This large turf rotor is built to conquer the most demanding conditions. The powerful internal drive mechanism and versatile arc adjustment style are derived from Hunter's time-proven golf rotors, so you can ensure top performance in any application.

### Features:

- Extra strong, non-strippable drive
- Uniform coverage with radius from 44 to 69 feet
- Stainless steel riser for extra durability
- Drain check valve for prevention of low-head drainage up to 15 feet elevation change
- Recommended pressure range of 40-100 psi

PART #	DESCRIPTION	CASE QTY.
PDI5006SS	6" Stainless Steel, adjustable, CV	12



### I-25 NOZZLE SET (MORE AVAILABLE)

PRESSURE PSI	NOZZLE	RADIUS FT.	FLOW GPM	PRECIP IN/HR	PRECIP IN/HR
50	7 ORG	47	7.0	0.61	0.70
	10 LT.GRN	51	10.1	0.75	0.86
	13 LT.BLU	53	11.2	0.77	0.89
	15 GRY	56	13.4	0.82	0.95
	20 DK.BRN	-	-	-	-
60	7 ORG	48	7.5	0.63	0.72
	10 LT.GRN	52	11.1	0.79	0.91
	13 LT.BLU	54	12.3	0.81	0.94
	15 GRY	57	14.3	0.85	0.98
	20 DK.BRN	62	17.8	0.89	1.03
70	7 ORG	49	7.9	0.63	0.73
	10 LT.GRN	53	12.1	0.83	0.96
	13 LT.BLU	55	13.3	0.85	0.98
	15 GRY	57	15.2	0.90	1.04
	20 DK.BRN	63	19.2	0.93	1.08
80	7 ORG	-	-	-	-
	10 LT.GRN	54	12.9	0.85	0.98
	13 LT.BLU	55	14.3	0.91	1.05
	15 GRY	58	16.4	0.94	1.08
	20 DK.BRN	64	20.5	0.96	1.11
	25 DK.BLU	69	28	1.13	1.31

■ \*PRECIP IN/HR

▲ \*PRECIP IN/HR



### I-40 NOZZLE SET

PRESSURE PSI	NOZZLE	RADIUS FT.	FLOW GPM	PRECIP IN/HR	PRECIP IN/HR
60	41 LT.GRN	51	11.1	0.82	0.95
	42 LT.BLU	53	12.3	0.84	0.97
	43 GREY	57	15.1	0.89	1.02
	44 DK.GRN	63	20.0	0.97	1.12
70	45 DK.BLU	66	22.7	1.00	1.16
	41 LT.GRN	52	12.1	0.86	0.99
	42 LT.BLU	55	13.1	0.83	0.96
	43 GREY	59	16.1	0.89	1.03
80	44 DK.GRN	65	21.8	0.99	1.15
	45 DK.BLU	68	24.7	1.03	1.19
	41 LT.GRN	53	13.0	0.89	1.03
	42 LT.BLU	56	13.9	0.85	0.99
	43 GREY	61	17.5	0.91	1.05
	44 DK.GRN	66	23.4	1.03	1.19
	45 DK.BLU	69	26.4	1.07	1.23

Precipitation rates based on half circle throw

■ \*PRECIP IN/HR

▲ \*PRECIP IN/HR



### I-50 NOZZLE SET

PRESSURE PSI	NOZZLE	RADIUS FT.	FLOW GPM	PRECIP IN/HR	PRECIP IN/HR
60	41	50	11.3	0.87	1.00
	42	51	12.3	0.91	1.05
	43	55	15.7	1.00	1.15
	44	62	21.3	1.07	1.23
	45	66	23.9	1.06	1.22
70	41	51	12.2	0.90	1.04
	42	52	13.3	0.95	1.08
	43	57	16.6	0.98	1.14
	44	64	23.0	1.08	1.25
80	45	67	25.8	1.11	1.28
	41	51	13.0	0.96	1.11
	42	53	14.2	0.97	1.12
	43	59	18.3	1.01	1.17
	44	65	24.5	1.12	1.29
	45	68	27.7	1.15	1.33

Precipitation rates based on half circle throw

■ \*PRECIP IN/HR

▲ \*PRECIP IN/HR

# Hunter®

www.hunterindustries.com



I-90 • 1½" INLET

## I-90 Rotor Sprinkler

Hunter's longest distance rotary sprinkler specifically designed for natural turf, parks, sports fields and public areas.

### Features:

- Opposing nozzle 360° model
- dual trajectory colour-coded nozzles
- optional reclaimed water ID
- Drain check valve up to 9' of elevation

PART #	DESCRIPTION	CASE QTY.
PDI90ADV	3" Pop up, adjustable arc	12



### I-90 NOZZLE SET (MORE AVAILABLE)

PRESSURE PSI	NOZZLE	RADIUS FT.	FLOW GPM	PRECIP IN/HR	PRECIP IN/HR
80	25 LT. BLUE	66	29.5	1.30	1.51
	33 GRAY	68	36.2	1.51	1.74
	38 RED	72	40.6	1.51	1.74
	43 DK. BROWN	74	46.1	1.62	1.87
	48 DK GREEN	77	50.2	1.63	1.88
	53 DK BLUE	81	54.9	1.61	1.86
90	63 BLACK	86	62.3	1.62	1.87
	73 ORANGE	89	72.7	1.77	2.04
	25 LT. BLUE	67	31.5	1.35	1.56
	33 GRAY	69	38.2	1.54	1.78
	38 RED	73	43.0	1.55	1.79
	43 DK. BROWN	74	48.5	1.70	1.97
100	48 DK GREEN	79	52.6	1.62	1.87
	53 DK BLUE	84	57.2	1.56	1.80
	63 BLACK	88	65.5	1.63	1.88
	73 ORANGE	91	75.4	1.75	2.02
	25 LT. BLUE	68	33.2	1.38	1.60
	33 GRAY	70	40.4	1.59	1.83
	38 RED	75	45.4	1.55	1.79
	43 DK. BROWN	75	50.7	1.74	2.00
	48 DK GREEN	81	55.1	1.62	1.87
	53 DK BLUE	86	59.5	1.55	1.79
	63 BLACK	90	69.0	1.64	1.89
	73 ORANGE	93	78.1	1.74	2.01

■ \*PRECIP IN/HR  
 ▲ \*PRECIP IN/HR



## STG-900 Rotor Sprinkler

The Hunter ST System is the first and only cost-effective, fully integrated solution designed to exceed the unique and specific needs of the synthetic turf irrigation market. This model includes through-the-top access to the riser assembly. The STG-900 is ideally suited for installation within the ST vault that is installed under the synthetic surface. It can also be installed in the natural turf that is sometimes adjacent to the synthetic field to be irrigated.

### Features:

- Standard installed nozzle #83
- Arc adjustment: Through the top
- Arc setting: 40 - 360 degrees
- Factory installed rubber logo cap
- Nozzle trajectory: 22.5°

PART #	DESCRIPTION	CASE QTY.
PDSTG900	Adjustable 1½" inlet ACME	4



PDSTG-900


### STG-900 NOZZLE SET

PRESSURE PSI	NOZZLE	RADIUS FT.	FLOW GPM	PRECIP IN/HR	PRECIP IN/HR
101	73 ORANGE	103	74.4	1.35	1.56
	83 TAN	112	84.1	1.29	1.49
108	73 ORANGE	109	77.0	1.24	1.44
	83 TAN	116	88.0	1.26	1.46
116	73 ORANGE	115	79.6	1.15	1.34
	83 TAN	120	92.0	1.23	1.42

■ \*PRECIP IN/HR  
 ▲ \*PRECIP IN/HR

## ST-1600 System

*A unique package of irrigation products designed to clean, cool and prepare synthetic turf sports fields for play.*



1. ST Infill Barrier System
2. ST Adjustable Hanger Bracket
3. ST Manifold & Isolation Valve
4. ST Low-Loss, Slow Opening Valve
5. ST Flexible Stainless Inlet Hose

The ST System features total top access to all irrigation components making maintenance simple while keeping the surface intact, playable and safe. The exclusive Infill Barrier System (IBS) accommodates every field surface configuration including infill turf, short non-infill turf, synthetic running track, and in-concrete installations. The robust and reliable manifold features 80 mm galvanized ductile iron components with heavy-duty grooved (Victaulic™ type) fittings. Also included is a slow-opening, low pressure loss control valve, isolation valve, drain valve, quick coupler valve, and the powerful ST-1600B long-range gear-driven rotor.

## WiFi Compatible Controllers

**Hunter®**  
www.hunterindustries.com



### PRO-HC Controller

Professional Grade Wi-Fi Controller with Hydrawise Web-based Software



PRO-HC Controller

- Dedicated master valve/pump start
- Large wiring compartment
- Flow sensing ability
- Wifi Enabled

PART #	DESCRIPTION	CASE QTY.
PDPHC600	6 Station Outdoor Controller w/pigtail	8
PDPHC1200	12 Station Outdoor Controller w/pigtail	8
PDPHC2400	24 Station Outdoor Controller w/pigtail	8

### X Core

Entry-level residential controller with extra flexibility, features and memory.



PDXC600

PART #	DESCRIPTION	CASE QTY.
PDXC200I	2 Station - Indoor	10
PDXC400I	4 Station - Indoor	10
PDXC400	4 Station - Outdoor	10
PDXC600I	6 Station - Indoor	10
PDXC600	6 Station - Outdoor	10
PDXC800I	8 Station - Indoor	10
PDXC800	8 Station - Outdoor	10
PDROAMWH	Smart port wiring harness	1
MBPIGTAIL	6' power cord, 90° angle plug, 16g with ground	20

Smart Port Connectors no longer supplied with controller

**\*\*Remember to buy a PIGTAIL with your outdoor controllers.\*\***



### X2 Wifi Controller

The X2 controller continues the legacy set by the popular X-Core® with a similar set of reliable and highly efficient capabilities, but brings irrigation management into the next generation by providing the option to add Wi-Fi for remote management and advanced water-saving features using Hunter's industry-leading Hydrawise® software.



X2 Wifi Controller

PART #	DESCRIPTION	CASE QTY.
PDX2-400	4 Station Wifi Indoor/Outdoor Controller with Pigtail	10
PDX2-600	6 Station Wifi Indoor/Outdoor Controller with Pigtail	10
PDX2-800	8 Station Wifi Indoor/Outdoor Controller with Pigtail	10
PDX2-1400	14 Station Wifi Indoor/Outdoor Controller with Pigtail	10
PDWAND	Module Wifi for x2 Controllers	10

# Hunter®

www.hunterindustries.com



PRO-C Controller



HCC Controller



PDEZ-DM Decoder Output Module

PDEZ-1 Single Station Decoder



ACC Controller



PDICD-100, 200, 400, 600 & ICD-SEN

## Pro-C Controllers

PART #	DESCRIPTION	CASE QTY.
PDHPC400	4-36 Stations - Outdoor - Modular with Wifi	8
PDP2C400	4-32 Stations - Outdoor - Modular without Wifi	8
PDPCM300	3 Station Module	12
PDPCM900	9 Station Module	12
PDPCM1600	16 Station Module	12
PDHPC-FP	PRO-C Face Panel, Wifi Compatible	10
PDPC-DM	Module Decoder for PC Controller	



## HCC Controllers

The next generation HCC Controller combines the robust features of the ICC2 controller with automatic, weather-based daily adjustments of Hydrowise programming to create a smart and economical solution for commercial landscape management.

PART #	DESCRIPTION
PDHCC800M	8 Station Metal Wi-Fi Controller - up to 54 stations
PDHCC800PL	8 Station Plastic Wi-Fi Controller - up to 38 stations
PDICM400	4 Station Expansion Module
PDICM800	8 Station Expansion Module
PDICM2200	22 Station Expansion Module
PDWVL-100	Wireless Valve Link - 1 Station, Antenna Included
PDWVL-200	Wireless Valve Link - 2 Station, Antenna Included
PDWVL-400	Wireless Valve Link - 4 Station, Antenna Included



## Hunter Decoders

With the revolutionary EZ Decoder System, you get all the advantages of two-wire installations with simpler, more cost-effective technology — so you can bring the power of two-wire control to more projects than ever before.

- No special wire or connectors required - compatible with standard wiring/connectors
- Built in status LED for positive diagnosis
- Can co-exist with conventional output modules, allowing hybrid functionality of direct-wired valves and decoder operations in the same controller

PART #	DESCRIPTION
PDEZDM	Decoder output module for HCC and ICC2 Controllers
PDEZ1	Single Station decoder with status LED
PDPC-DM	Decoder output module for Pro-C Controllers & HPC

## ACC2 and ACC2 Decoder Controllers

Hunter's most powerful controller for command of large and sophisticated sites.

PART #	DESCRIPTION
PDA2C1200M	12 Station Base Unit
PDA2M600	6 Station Expansion Module
PDACC99D	ACC Decoder Controller
PDADM99	Decoder Module for ACC
PDICD100	Single Station Decoder - For ACC Decoder Controller
PDICD200	Double Station Decoder - For ACC Decoder Controller
PDICD400	4 Station Decoder - For ACC Decoder Controller
PDICD600	6 Station Decoder - For ACC Decoder Controller







ICC2 Controller

## ICC2 Commercial Controller

ICC2 is a value-packed, light-to-mid size commercial irrigation controller that delivers more than you expect, just like its famous predecessor. It is designed to control larger projects (up to 54 stations) and offers the water savings you expect from a Hunter controller.

- 8 to 54 Stations (metal)
- 8 to 38 Stations (plastic)
- Modular
- 4 Independent programs
- Prewired for Hunter ROAM and ROAM XL

PART #	DESCRIPTION
PDI2C800PL	8 Station Commercial Controller
PDICM400	4 Station Expansion Module
PDICM800	8 Station Expansion Module
PDICM2200	22 Station Expansion Module



Pump Start Relay

## Pump Start Relay

PART #	DESCRIPTION
PDPSR22	120V up to 2hp or 240V up to 3.5hp
PDPSR52	120V up to 5hp or 240V up to 7.5hp
PDPSR53	3 phase, up to 10hp



HC Flow Meters

Netafim compatible options on Pg. 46

## Hunter/Hydrawise Flow Meters


PART #	SIZE	MIN. FLOW (GPM)	CONNECTIONS	CASE QTY.
PDHC075FLOW	3/4"	0.22	NPT	1
PDHC100FLOW	1"	0.3	NPT	1
PDHC150FLOW	1½"	0.88	NPT	1
PDHC200FLOW	2"	1.98	NPT	1
PDW-HCFLOW	Wireless Hydrawise Flow Meter Kit			



Hydrawise cloud software is a user-friendly water management software. It is a powerful tool for professional contractors that provide in-depth water management capabilities for their clients' landscapes, piping systems and electrical systems.

### Contractor Features:

- Contractor Management System allows access to multiple controllers at a time
  - Contractor dashboard
  - Staff access management
  - Store irrigation plans
  - Advanced reporting
  - Controller change logs
- Maximum Controllers:** Unlimited  
**Platform:** Computer and mobile devices  
**Type:** Water Management





**JUST LIKE RAIN.  
BUT NO UMBRELLA  
NEEDED.**

**EFFICIENT. DURABLE. VERSATILE.**

With the revolutionary MP Rotator® Nozzle, you can install more heads on one zone with matched precipitation, no runoff, and water savings up to 30% over traditional sprays — plus 15 years of proven performance. Now that's smart watering!



RESIDENTIAL & COMMERCIAL IRRIGATION | *Built on Innovation®*  
Learn More: Visit [hunterindustries.com/MP](http://hunterindustries.com/MP)

**Hunter®**

**DOWNLOAD OUR  
MOBILE APP 2.0**





NODE



Latching Solenoid



BTT



Roam Remote & Receiver



Roam XL Remote & Receiver



WIRELESS RAIN CLIK



SOLAR SYNC AND SENSOR KIT



## Node BT Valve Controller

NODE-BT is enabled with powerful wireless Bluetooth® technology that can be easily managed from a smartphone.

- Bluetooth control from up to 50' away
- One smartphone manages unlimited number of controllers
- Available in 1, 2 and 4 station models

PART #	DESCRIPTION
PDNODE-BT-100	1 station, includes latching solenoid
PDNODE-BT-200	2 stations, solenoids not included
PDNODE-BT-400	4 stations, solenoids not included

## 9V Battery Operated Controller

- Fits all Hunter plastic valves
- 9 start times
- Available in 1, 2, 4 and 6 station models

PART #	DESCRIPTION
PDNODE1	1 station, includes latching solenoid
PDNODE2	2 station, solenoids not included
PDNODE4	4 station, solenoids not included
PDNODE6	6 station, solenoids not included
PDP458200	Latching solenoid
PDSPNODE	Solar Panel for NODE Controller

## BTT

Bluetooth enabled battery operated tap timer controlled via smartphone.

PART #	DESCRIPTION
PDBTT100	Controller Bluetooth Tap Timer
PDBTT-200	Controller Bluetooth Tap 2 Zone

## ROAM XL

### Residential Remote Systems:

- Mid-range solution for residential & commercial
- 128 different programmable addresses
- Range of 1000 feet
- Compatible with Hunter ICC, ProC, SRC & ACC through smart port connection



PART #	DESCRIPTION
PDROAM	Residential Remote Complete Kit - 2 year warranty
PDROAMXL	Commercial Remote kit, includes case
PDROAMSCWH	Smart port harness with 25' shielded cable
PDROAMWH	Smart port wiring harness

*Roam XL receiver sold separately upon request.*

## Weather Sensors

**OUTWIT THE WEATHER.** No matter what the weather forecast may say, Hunter sensors are ready for any weather at any time. The entire lineup offers a level of additional protection unmatched in the industry. No matter rain, ice, wind, or sun, a Hunter sensor is ready for it all.

PART #	DESCRIPTION
PDMINICLIK	Standard rain sensor
PDRAINCLIK	Instant shut-off
PDWRCLIK	Rain/Freeze Sensor
PDMINICLIKNO	Normally open rain sensor
PDWSS	Wireless Solar Sync Kit

## Swing Pipe, Saddles & Fittings



**KwikSeal**



### DAWN KWIK-SEAL SADDLES

PART #	SIZE	BAG QTY.	BOX QTY.
FLSADP755	3/4" x 1/2" (GREY)	10	250
FLSADP7575	3/4" x 3/4" (GREY)	10	250
FLSADP15	1" x 1/2" (WHITE)	10	250
FLSADP175	1" x 3/4" (WHITE)	10	250
FLSADP125	1 1/4" x 1/2" (WHITE)	10	250
FLSADP1275	1 1/4" x 3/4" (WHITE)	10	250
FLND375	Plastic saddle nut driver	N/A	N/A
FLHCC	3/4" & 1/2" pipe coring tool	N/A	N/A

**KwikTap**



### DAWN KWIK-TAP SADDLES

PART #	SIZE	BAG QTY.	BOX QTY.
FLKT755	3/4" x 1/2" (ORANGE)	10	200
FLKT7575	3/4" x 3/4" (ORANGE)	10	200
FLKT15	1" x 1/2" (ORANGE)	10	200
FLKT175	1" x 3/4" (ORANGE)	10	200
FLKT125	1 1/4" x 1/2" (ORANGE)	10	200
FLKT1275	1 1/4" x 3/4" (ORANGE)	10	200
FLKT155	1 1/2" x 1/2" (ORANGE)	10	200
FLKT1575	1 1/2" x 3/4" (ORANGE)	10	200

**Hunter**®

### HUNTER SWING PIPE & FITTINGS

PART #	SIZE	BAG QTY.	BOX QTY.
PDSBE050	Elbow swing 1/2" X barb	50	200
PDSBE075	Elbow swing 3/4" x barb	50	200
PDSP100F	Swing Pipe tubing Proflex 1/2" x 100'	N/A	N/A

**RAIN BIRD**



### RAIN BIRD SWING PIPE & FITTINGS

PART #	SIZE	BAG QTY.	BOX QTY.
AXSB-CPLG	Swing pipe coupler	50	200
AXSBE-050	1/2" MIPT x swing pipe elbow	50	200
AXSBE-075	3/4" MIPT x swing pipe elbow	50	200
AXSB-TEE	Swing pipe tee	50	200
AXSP100F	Rain Bird swing pipe, extra flex/grip (100')	N/A	N/A

**Westlake**  
 Pipe & Fittings



### WESTLAKE SWING PIPE FITTINGS

PART #	SIZE	BAG QTY.	BOX QTY.
BASBE-050	1/2" MIPT x swing pipe elbow	25	500
BASBE-075	3/4" MIPT x swing pipe elbow	25	500
BASBA-050	1/2" MIPT x swing pipe male adapter	25	100
BASBA-075	3/4" MIPT x swing pipe male adapter	25	100
BASB-TEE	Swing pipe tee	25	100
BASB-COUP	Swing pipe coupling	25	100



Hydro-Rain's manifold system reduces sprinkler valve manifold fabrication time by 44%.

- Glue-Less, Built in "Wrench Tight" feature
- Oversized O-ring and Union Prevent Leaks

PART #	DESCRIPTION	BAG/BOX QTY.	HYDRO-RAIN #
ORHRM1	One Valve Manifold	5/30	03100
ORHRM2	Two Valve Manifold	5/30	03108
ORHRM3	Three Valve Manifold	5/25	03101
ORHRM-CAP	Manifold Cap	5/200	03102
ORHRM-COUP	Manifold Coupler	5/100	03110
ORHRM-FA1	Female Adapter x FIPT	5/100	03107
ORHRM-MA1+	Manifold Swivel x 1" MPT	5/100	03104



PART #	DESCRIPTION	BAG QTY.
OR08685	1" Push x Spigot x MIPT Manifold Tee	20
OR08688	1" Push x Spigot x FIPT Manifold Tee	20
OR08681	1" Push x FIPT Manifold Elbow	10
OR08679	1" Push x MIPT Manifold Elbow	10
OR08680	1" Push Manifold cap	10
OR08195	1" PVC Release Tool	5 pack

## Swing Pipe, Saddles & Fittings

**Blu-Lock®**  
BY HYDRO-RAIN



PART #	DESCRIPTION	BAG QTY.	CASE QTY.
OR37970	1/2" MIPT x swing pipe elbow	25	500
OR37971	3/4" MIPT x swing pipe elbow	25	500
OR37974	1/2" MIPT x swing pipe male adapter	25	250
OR37975	3/4" MIPT x swing pipe male adapter	25	500
OR37976	Swing pipe coupling	25	500
OR37977	Swing pipe tee	25	300
OR37979	Swing Pipe Elbow 1/2"	25	500
OR37985	Swing Joint 1/2" x 1/2" MIPT	25	250
OR37986	Swing Joint 1/2" x 3/4" MIPT	25	250
OR37987	Blu-Lock Elbow 1/2" x 1/2"	25	500
OR37900	Swing pipe x Blu-Lock coupling	25	500
OR02916	Saddle for 3/4" pipe (for use with OR2918 or OR2919)	25	250
OR02917	Saddle for 1" pipe (for use with OR2918 or OR2919)	25	250
OR02918	Saddle adapter x 1/2" Blu-Lock	25	250
OR02919	Saddle adapter x 1/2" MIPT	25	250
ORBSP100	1/2" Blu-lock Pipe (100')	N/A	N/A



## Blu-Lock Fittings

PART #	DESCRIPTION	BAG QTY.	CASE QTY.
OR37370	3/4" Blu-Lock Tee	10	100
OR37373	3/4" x 1/2" Blu-Lock Reducing Tee	10	100
OR37670	1" Blu-Lock Tee	10	50
OR37672	1" x 1/2" Blu-Lock Reducing Tee	10	50
OR37683	1" x 3/4" Blu-Lock Reducing Tee	10	50
OR37684	3/4" x 1" x 3/4" Blu-Lock Bull Head Tee	10	50
OR37374	3/4" Blu-Lock 90 Degree Elbow	10	180
OR37673	1" Blu-Lock 90 Degree Elbow	10	60
OR37376	3/4" Blu-Lock Coupling	10	220
OR37377	3/4" x 1/2" Blu-Lock Reducing Coupling	10	250
OR37676	1" Blu-Lock Coupling	10	250
OR37685	1" x 1/2" Blu-Lock Reducing Coupling	10	100
OR37677	1" x 3/4" Blu-Lock Reducing Coupling	10	100
OR37383	1" MIPT x 3/4" Blu-Lock Reducing Coupling	10	250
OR37378	3/4" Male Adapter	10	250
OR37678	1" Male Adapter	10	150
OR37901	3/4" Barb x 1/2" Blu-Lock Adapter	25	200
OR37902	1" Barb x 1/2" Blu-Lock Adapter	25	200
OR37380	3/4" Blu-Lock Cap	10	250
OR37680	1" Blu-Lock Cap	10	150

## Drip-Lock Fittings

PART #	DESCRIPTION	BAG QTY.
OR07490	1/2" Elbow	25
OR07491	1/2" Coupling	25
OR07492	1/2" Tee	25
OR07493	1/2" x 3/4" Adapter	25
OR07494	1/2" Adapter	25
OR07495	1/2" x 5/8" Adapter	25
OR07497	1/2" Valve Shut Off	25
OR07498	1/2" x MHT End Cap	25



## Release Tools

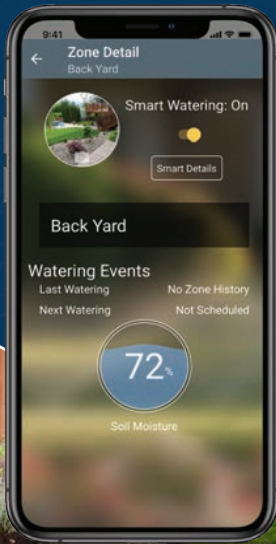
PART #	DESCRIPTION
OR37908	1" Blu Lock Release Tool
OR37909	3/4" Blu Lock Release Tool

## Hydro-Rain Controllers



PART #	DESCRIPTION	CASE QTY.
ORHRC1004C	4 Station, Indoor/Outdoor Controller	6
ORHRC1006C	6 Station, Indoor/Outdoor Controller	6
ORHRC400WF08	8 Station, Pro B-Hyve WIFI Controller	6
ORHRC400WF16	16 Station, Pro B-Hyve WIFI Controller	6

# SMARTER MANAGEMENT & INSTALLATION & FASTER



b·hyve  
PRO



Smart controller management is taken to the next level with the B-hyve Pro dashboard and our HRC 400 series controllers; while the push-fit technology in our manifolds, valves, and fittings reduces installation time by over 50%.

[HYDRORAIN.COM](http://HYDRORAIN.COM)

# HYDRORAIN®

*Built for Speed®*

## RAIN BIRD



### Economy Valve Boxes

PART #	DESCRIPTION
AXVE608	6" Round Economy Valve Box (6" x 8" x 8")
AXVE910	10" Round Economy Valve Box (10" x 12" x 10")
AXVE14196	6" Deep Rectangular Box (18" x 13" x 6")
AXVE141912	12" Deep Rectangular Valve Box (21" x 16" x 12")

### Commercial Valve Boxes

PART #	DESCRIPTION
AXV708	7" round, single valve, 8" deep
AXV910	10" round, locking optional (13" deep)
AXV14196EXT	6" Deep standard rectangular - no lid (20" x 14" x 6")
AXV1419G-LID	Green lid for 14196
AXV141912	12" deep standard rectangular (21" x 16" x 12")
AXV13206	6" deep jumbo rectangular - no lid (24" x 17" x 6")
AXV1320G-LID	Green lid for 13206
AXV132012	12" deep jumbo rectangular (26" x 19" x 12")
AXVBSPR	Super Jumbo (33" x 23" x 15")
AXVBMAXH	Maxi Jumbo (40" x 27" x 18")

### Valve Box Accessories & Lids

PART #	DESCRIPTION
AXVP1419B-LID	Black Lid for 14196EXT
AXVP1419P-LID	Purple Lid for 14196EXT
AXVP1320B-LID	Black Lid for 13206
AXVBLOCKH	Locking kit for Rain Bird valve boxes



### Economy Valve Boxes

PART #	DESCRIPTION
MRVE6RG	6" round, single valve, (6" x 8" x 8")
MRVE10RG	10" round, single valve (10" x 12" x 10")
MRVE14196	6" deep standard rectangular box (18" x 13" x 6")

### Commercial Valve Boxes

PART #	DESCRIPTION
EUV708	8" Round, locking optional
EUV910	10" Round, locking optional (13" deep)
EUV14196	6" deep standard extension with lid (20" x 14" x 6")
EUV141912	12" deep standard rectangular
EUV13206	6" deep jumbo rectangular
EUV132012	12" deep jumbo rectangular

PART #	DESCRIPTION
MHSB173024	17" x 30" Opening 24" High
MHSB243624	24" x 36" Opening 24" High

### Valve Box Accessories & Lids

PART #	DESCRIPTION
EUBOLTKIT	Security Bolt with Clip Kit
EUP608C	6" Carson Round - Cover Only
EUP708C	8" Carson Round - Cover Only
EUP910LID-B	10" Carson Round - Cover Only - Black
EUP910LID-G	10" Carson Round - Cover Only - Grey
EUP910LID-T	10" Carson Round - Cover Only - Tan
EUP910TLID	10" Carson Round - Cover Only - Green
EUP1419LID	Green Carson Lid for 1419

## CARSON



Optional Bolt Kit



# Poly Pipe



www.oilcreek.com

## Oil Creek Plastics

Black “poly pipe” is flexible irrigation pipe which comes in rolls in sizes from 3/4” to 2”, although the great majority of applications use 1” or 3/4”. Advantages include light weight, flexibility and easy to use insert fittings. Poly irrigation pipe can be easily installed using a vibratory plow with very little open trenching.



OIL CREEK • 100 PSI • MEDIUM DENSITY	
PART #	SIZE
TNNSF07100	3/4" x 100'
TNNSF07400	3/4" x 400'
TNNSF10100	1" x 100'
TNNSF10300	1" x 300'
TNNSF12300	1 1/4" x 300'
TNNSF15250	1 1/2" x 250'
TNNSF20100	2" x 100'
TNNSF20200	2" x 200'



**IPEX**



## IPEX Poly Pipe

IPEX IRRIGATION 2000 • 100 PSI • MEDIUM DENSITY • NON-CSA APPROVED	
PART #	SIZE
TNIRRO5400	1/2 X 400'
TNIRRO7400	3/4" x 400'
TNIRR10300	1" x 300'
TNIRR12300	1 1/4" x 300'
TNIRR15250	1 1/2" x 250'
TNIRR20100	2" x 100'



## CSA Red Stripe Poly Pipe

IPEX CSA • 75 PSI • RED-STRIP • CSA APPROVED FOR POTABLE WATER	
PART #	SIZE
TNCSA07400	3/4" x 400'
TNCSA10300	1" x 300'
TNCSA12300	1 1/4" x 300'
TNCSA15250	1 1/2" x 250'
TNCSA20100	2" x 100'

# IRRIGATION PIPE

Residential and  
Commercial  
Installations



The logo for Oil Creek Plastics, featuring a stylized wave or pipe shape above the text "OIL CREEK PLASTICS" and "QUALITY. SERVICE. INTEGRITY." below it. There are also small circular icons above and below the text.

**OIL CREEK  
PLASTICS**  
QUALITY. SERVICE. INTEGRITY.

**LIFETIME LIMITED  
WARRANTY**

*You can depend on it!*

# Setting the Standard in Irrigation Systems.

## Reliable, Easy to Install Connecting Solutions.



### 1-Ear Clamps with Mechanical Interlock 155

- Stainless Steel
- Proprietary design increases clamping force to ensure a strong, durable connection
- For polyethylene pipe sizes: 1/2" to 1"



### Irrigation Service Clamp Kit

Item No. 18500144

Contains various sizes of Stainless Steel, 1-Ear Clamps with Mechanical Interlock and one installation pincer.

#### Kit Contents:

Qty.	Size Ref. (mm)	Item No.
20 ea.	198	15500011
40 ea.	210	15500012
72 ea.	271	15500016
60 ea.	331	15500020
12 ea.	425	15500027
6 ea.	485	15500031
1 ea.	Single Action Pincer, Standard Jaws 14100396	



### Single Action Pincer - Extra Reach

HIP 1000 | 426

Item No. 14100426

- Longer handles, better access to clamps in hard to reach locations
- Superior strength and high closing force
- Economic design
- For the installation of Oetiker Ear Clamps

oetiker.com

## Stainless Steel Crimp Style Clamps



PART #	DESCRIPTION	BAG QTY.
QG210R	1/2", for non-CSA pipe	100
QG256R	3/4", for non-CSA pipe	100
QG271R	3/4", for CSA pipe	100
QG331R	1", for non-CSA pipe	100
QG346R	1", for CSA pipe	100
QG425R	1 1/4", for non-CSA pipe	100
PINCH TOOLS		BAG QTY.
QG1097	Dawn Economy Pincers	N/A
QG1800E	Short handle, 6" long	6
QG2800E	Long handle, 8" long	6



## Stainless Steel Gear Clamps



PART #	DESCRIPTION	BOX QTY.	CASE QTY.
QGHF08SS	#8 clamp for 1/2" pipe	10	200
QGHF10SS	#10 clamp for 1/2" or 3/4" pipe	10	200
QGHF12SS	#12 clamp for 3/4" pipe	10	200
QGHF16SS	#16 clamp for 1" pipe	10	200
QGHF20SS	#20 clamp for 1 1/4" pipe	10	200
QGHF24SS	#24 clamp for 1 1/4" and 1 1/2" pipe	10	200
QGHF30SS	#30 clamp for 1 1/4" and 1 1/2" pipe	10	200
QGHF32SS	#32 clamp for 1 1/2" pipe	10	200
QGHF36SS	#36 clamp for 2" pipe	10	100



**INSERT TEE**

PART #	SIZE (in ")	BOX QTY.
BA1401-005	1/2	50
BA1401-007	3/4	50
BA1401-010	1	25
BA1401-012	1¼	10
BA1401-015	1½	10
BA1401-020	2	10
BA1401-030	3	10



**REDUCING INSERT TEE**

PART #	SIZE (in ")	BOX QTY.
BA1401-099	3/4 x 3/4 x swing pipe	25
BA1401-101	3/4 x 3/4 x 1/2	25
BA1401-129	1 x 1 x swing pipe	25
BA1401-130	1 x 1 x 1/2	25
BA1401-131	1 x 1 x 3/4	25
BA1401-166	1 ¼ x 1¼ x 1/2	25
BA1401-167	1¼ x 1¼ x 3/4	25
BA1401-168	1¼ x 1¼ x 1	25
BA1401-209	1½ x 1½ x 1/2	10
BA1401-210	1½ x 1½ x 3/4	10
BA1401-211	1½ x 1½ x 1	10
BA1401-212	1½ x 1½ x 1¼	10
BA1401-247	2 x 2 x 1/2	10
BA1401-248	2 x 2 x 3/4	10
BA1401-249	2 x 2 x 1	10
BA1401-250	2 x 2 x 1¼	10
BA1401-251	2 x 2 x 1½	10



**REDUCING INSERT TEE**

PART #	SIZE (in ")	BOX QTY.
BA1401-094	3/4 x 1/2 x 1/2	25
BA1401-125	1 x 3/4 x 3/4	25
BA1401-157	1¼ x 1 x 3/4	25
BA1401-158	1¼ x 1 x 1	25
BA1401-202	1½ x 1¼ x 1	10



**"BULLHEAD" INSERT TEE**

PART #	SIZE (in ")	BOX QTY.
BA1401-074	1/2 x 1/2 x 3/4	25
BA1401-102	3/4 x 3/4 x 1	25
BA1401-132	1 x 1 x 1¼	25



**FIPT X INSERT TEE**

PART #	SIZE (in ")	BOX QTY.
BA1402-124	1 x 3/4 x 1/2	25
BA1402-125	1 x 3/4 x 3/4	25
BA1402-157	1¼ x 1 x 3/4	25



**MIPT X INSERT TEE**

PART #	SIZE (in ")	BOX QTY.
BA1403-005	1/2	50
BA1403-007	3/4	50
BA1403-010	1	25
BA1403-012	1¼	10
BA1403-015	1½	10



**FIPT X INSERT TEE**

PART #	SIZE (in ")	BOX QTY.
BA1402-005	1/2	50
BA1402-101	3/4 x 3/4 x 1/2	25
BA1402-007	3/4	50
BA1402-130	1 x 1 x 1/2	25
BA1402-131	1 x 1 x 3/4	25
BA1402-010	1	25
BA1402-012	1¼	10
BA1402-166	1¼ x 1¼ x 1/2	25
BA1402-167	1¼ x 1¼ x 3/4	25
BA1402-168	1¼ x 1¼ x 1	25
BA1402-209	1½ x 1½ x 1/2	10
BA1402-210	1½ x 1½ x 3/4	10
BA1402-211	1½ x 1½ x 1	10
BA1402-015	1½	10
BA1402-247	2 x 2 x 1/2	10
BA1402-248	2 x 2 x 3/4	10
BA1402-249	2 x 2 x 1	10
BA1402-251	2 x 2 x 1¼	10
BA1402-020	2	10



**INSERT 90° ELBOW**

PART #	SIZE (in ")	BOX QTY.
BA1406-005	1/2	50
BA1406-007	3/4	50
BA1406-010	1	25
BA1406-012	1¼	10
BA1406-015	1½	10
BA1406-020	2	10
BA1406-101	3/4 x 1/2	25
BA1406-168	1¼ x 1	25



**INSERT X FIPT 90° ELBOW**

PART #	SIZE (in ")	BOX QTY.
BA1407-005	1/2	50
BA1407-101	1/2 x 3/4	50
BA1407-007	3/4	50
BA1407-130	1 x 1/2	25
BA1407-131	1 x 3/4	25
BA1407-010	1	25
BA1407-166	1¼ x 1/2	25
BA1407-167	1¼ x 3/4	25
BA1407-168	1¼ x 1	25
BA1407-012	1¼	10
BA1407-211	1½ x 1	10
BA1407-212	1½ x 1¼	10
BA1407-015	1½	10
BA1407-251	2 x 1½	10
BA1407-020	2	10



**MIPT X INSERT 90° ELBOW**

PART #	SIZE (in ")	BOX QTY.
BA1413-005	1/2	50
BA1413-007	3/4	50
BA1413-010	1	25
BA1413-012	1¼	10
BA1413-015	1½	10
BA1413-020	2	10



## Westlake Pipe & Fittings

### TAP ELBOW



PART #	SIZE (in ")	BOX QTY.
BA1414-101	3/4 X 1/2	50
BA1414-130	1 X 1/2	25
BA1414-131	1 X 3/4	50

### CROSS



PART #	SIZE (in ")	BOX QTY.
BA1420-007	3/4	25
BA1420-010	1	25

### INSERT COUPLING



PART #	SIZE (in ")	BOX QTY.
BA1429-005	1/2	50
BA1429-007	3/4	50
BA1429-010	1	50
BA1429-012	1 1/4	25
BA1429-015	1 1/2	25
BA1429-020	2	10
BA1429-030	3	10
BA1429-040	4	10

### REDUCING INSERT COUPLING



PART #	SIZE (in ")	BOX QTY.
BA1429-099	3/4 x swing pipe	50
BA1429-101	3/4 x 1/2	50
BA1429-129	1 x swing pipe	50
BA1429-130	1 x 1/2	50
BA1429-131	1 x 3/4	50
BA1429-167	1 1/4 x 3/4	25
BA1429-168	1 1/4 x 1	25
BA1429-210	1 1/2 x 3/4	25
BA1429-211	1 1/2 x 1	25
BA1429-212	1 1/2 x 1 1/4	25
BA1429-249	2 x 1	10
BA1429-250	2 x 1 1/4	10
BA1429-251	2 x 1 1/2	10

### INSERT FEMALE ADAPTER



PART #	SIZE (in ")	BOX QTY.
BA1435-005	1/2	50
BA1435-007	3/4	50
BA1435-010	1	50
BA1435-012	1 1/4	25
BA1435-015	1 1/2	25
BA1435-020	2	10

### INSERT MALE ADAPTER



PART #	SIZE (in ")	BOX QTY.
BA1436-005	1/2	50
BA1436-007	3/4	50
BA1436-010	1	50
BA1436-012	1 1/4	20
BA1436-015	1 1/2	25
BA1436-020	2	10
BA1436-030	3	10
BA1436-040	4	10

### REDUCING MALE ADAPTER



PART #	SIZE (in ")	BOX QTY.
BA1436-074	1/2 X 3/4	50
BA1436-075	1/2 X 1	50
BA1436-102	3/4 X 1	50
BA1436-132	1 X 1 1/4	25
BA1436-133	1 X 1 1/2	25
BA1436-169	1 1/4 X 1 1/2	10
BA1436-213	2 X 1 1/2	10

### REDUCING MALE ADAPTER



PART #	SIZE (in ")	BOX QTY.
BA1436-101	3/4 x 1/2	50
BA1436-131	1 x 3/4	50
BA1436-167	1 1/4 x 3/4	25
BA1436-168	1 1/4 x 1	25
BA1436-211	1 1/2 x 1	25
BA1436-212	1 1/2 x 1 1/4	25
BA1436-251	2 x 1 1/2	10

### INSERT PLUG



PART #	SIZE (in ")	BOX QTY.
BA1449-005	1/2	100
BA1449-010	1	50
BA1449-012	1 1/4	25
BA1449-015	1 1/2	25
BA1449-020	2	10

### GREEN CUT OFF NIPPLE SCHEDULE 80

PART #	SIZE (in ")	BOX QTY.
BAM481-005	1/2" X 6" cut-off	50
BAM481-007	3/4" X 6" cut-off	25
BAM481-101	3/4" (top thread) x 1/2" (x bottom 6")	50



### PVC NIPPLES SCHEDULE 80

PART #	DESCRIPTION	BOX QTY.
BA882-101	1/2" MIPT x 3/4" MIPT reducing	50
BA205-011	1/2" x 11/8 (close)	50
BA205-020	1/2" x 2" (short)	50
BA205-025	1/2" x 2 1/2"	50
BA205-030	1/2" x 3"	50
BA205-040	1/2" x 4"	50
BA205-060	1/2" x 6"	50
BA205-080	1/2" x 8"	50
BA205-100	1/2" x 10"	50

### PVC NIPPLES SCHEDULE 80 CONT'D

PART #	DESCRIPTION	BOX QTY.
BA205-120	1/2" x 12"	50
BA205-160	1/2" x 16"	50
BA205-180	1/2" x 18"	50
BA205-240	1/2" x 24"	50
BA205-360	1/2" x 36"	50
BA205-480	1/2" x 48"	50
BA207-013	3/4" x 13/8" (close)	50
BA207-020	3/4" x 2" (short)	50
BA207-030	3/4" x 3"	50
BA207-040	3/4" x 4"	50
BA207-060	3/4" x 6"	50
BA207-080	3/4" x 8"	50
BA207-100	3/4" x 10"	50
BA207-120	3/4" x 12"	50
BA207-180	3/4" x 18"	50
BA207-240	3/4" x 24"	25

### PVC NIPPLES SCHEDULE 80

PART #	DESCRIPTION	BOX QTY.
BA210-015	1" x 1/2" (close)	50
BA210-020	1" x 2" (short)	50
BA210-030	1" x 3"	50
BA210-040	1" x 4"	50
BA210-060	1" x 6"	50
BA210-080	1" x 8"	50
BA210-100	1" x 10"	50
BA210-120	1" x 12"	50
BA210-180	1" x 18"	50
BA210-240	1" x 24"	20
BA212-016	1 1/4" x 15/8" (close)	25
BA212-020	1 1/4" x 2" (short)	25
BA212-025	1 1/4" x 2 1/2"	25
BA212-030	1 1/4" x 3"	25
BA212-040	1 1/4" x 4"	25
BA215-017	1 1/2" x 15/8" (close)	25
BA215-020	1 1/2" x 2 (short)	25
BA215-030	1 1/2" x 3"	25
BA215-040	1 1/2" x 4"	25
BA215-060	1 1/2" x 6"	25
BA215-080	1 1/2" x 8"	25
BA215-120	1 1/2" x 12"	25
BA220-020	2" x 2" (close)	10
BA220-025	2" x 2 1/2" (short)	10
BA220-030	2" x 3"	10
BA220-060	2" x 6"	10
BA220-080	2" x 8"	10
BA220-100	2" x 10"	10
BA225-025	2 1/2" x 2 1/2" (close)	5
BA230-026	3" x 2 1/2"	5





PART #	DESCRIPTION	QUANTITY
MTAGGRESSOR-P	Aggressor PR Ryegrass	5 kg Pail
MTAGGRESSOR	Aggressor PR Ryegrass	25 kg Bag
MTESTATE-P	Estate Lawn Mixture Pail	5 kg Pail
MTESTATE	Estate Lawn Mixture Bag	25 kg Bag

## Aggressor Perennial Ryegrass

Aggressor Perennial Ryegrass mixture is a golf course quality fast germinating overseeding mixture. It is commonly used on driving range tees and in home lawn applications. Its self repairing technology fills in bare spots naturally, while the Water Sense coated fescue seed improves speed of establishment, saving water. 100% certified. 99.9% weed-free seed.

Aggressor Mixture made up of:  
 35% Self-Repairing Perennial Ryegrass  
 45% Doubletime Perennial Ryegrass  
 20% Coated Bridgeport II Chewings Fescue

## Estate Lawn Mixture

A multi-purpose mixture with a Milagro Kentucky Bluegrass for quick establishment. The varieties of this mixture is suited for the Norther climate; it tolerates full sun or moderate shade and is endophyte-enhanced.

Estate Mixture made up of:  
 25% Milagro Kentucky Bluegrass  
 15% Shadow II Chewings Fescue  
 15% Aberdeen Creeping Red Fescue  
 45% Doubletime Perennial Ryegrass

### WHAT IS 1-INCH OF WATER?

One inch of water a week is generally recommended as the minimum quantity for maintaining a viable landscape including vegetables, turf, trees and flowers.

But what is 1 inch of water?

The following conversions help make this clear.  
 1 inch of water (applied or rainfall)

- on 1,000 square feet = 624 gallons or 5,200 pounds
- on 1 acre = 27,200 gallons or 227,120 pounds
- on 1 square mile = 17.4 million gallons or 145 million pounds

1 Gallon=

- 128 fluid ounces, 8.337 pounds, 3.782 kilograms
- 15,100 drops, 16 cups, 8 pints, 4 quarts
- 231 cubic inches, 0.2337 cubic feet
- 0.83262 British or Imperial gallon
- 3,785.4 millilitres or cubic centimetres

1 cubic foot equals 7.48 gallons, 62.4 pounds



# Electrical Wire for Irrigation

<b>18 GAUGE - MULTI-STRAND - HEAVY DUTY WIRE</b>		<b>QTY.</b>
AE18500-2	2 Conductors	500'
AE18500-3	3 Conductors	500'
AE18500-4	4 Conductors	500'
AE18500-5	5 Conductors	500'
AE18500-6	6 Conductors	500'
AE18500-7	7 Conductors	500'
AE18500-8	8 Conductors	500'
AE18500-10	10 Conductors	500'
AE18500-12	12 Conductors	500'
<b>20 GAUGE - MULTI-STRAND - STANDARD DUTY</b>		
AE20500-2	2 Conductors	500'
AE20500-3	3 Conductors	500'
AE20500-4	4 Conductors	500'
AE20500-5	5 Conductors	500'
AE20500-6	6 Conductors	500'
AE20500-7	7 Conductors	500'
AE20500-8	8 Conductors	500'
AE20500-10	10 Conductors	500'
AE20500-12	12 Conductors	500'
<b>CONTROL &amp; COMMON WIRE - PLEASE SPECIFY COLOUR WHEN ORDERING</b>		
AE141PE	14 Gauge, Single Conductor, Solid (black, blue, green, red, white, yellow)	2500'
AE141PE	14 Gauge, Single Conductor, Solid (white, black)	1000'
AE121PE-White	12 Gauge, Single Conductor, Solid	2500'
AE142MAXI	14 Gauge, 2 Conductors (red, blue, white, yellow)	2500'
AE142MAXI-1000	14 Gauge, 2 Conductors (red, blue, yellow)	1000'
AE142TWIST	14 Gauge, 2 Conductors twisted (Hunter)	1000'
AEUFSTRIP	Cable Stripper for Maxi Cable	each
<b>POWER WIRE - HIGH VOLTAGE APPLICATIONS</b>		
AE142NMWU-B	14 Gauge, 2 Conductors and Bare Ground	1000'
AE122NMWU	12 Gauge, 2 Conductors and Bare Ground	1000'
AE102NMWU	10 Gauge, 2 Conductors and Bare Ground	1000'
AE82NMWUB	8 Gauge, 2 Conductors and Bare Ground	1000'
AE62NMWUB	6 Gauge, 2 Conductors and Bare Ground	1000'
<b>GROUND WIRE &amp; GROUNDING ACCESSORIES</b>		
AE6BARE	6 Gauge, Bare Copper, Multi Strand	250'
AE1058-CC	5/8" x 10' Copper Clad Ground Rod	each
AE1034-CC	3/4" x 10' Copper Clad Ground Rod	each
AEHDC34	Brass Grounding Clamps 3/4"	each
AEHDC58	Brass Grounding Clamps 5/8"	each
AEESB6	Split Bolt Clamp for Grounding Wire	each
AE182201	Ground Plate 4" x 36" w/10' of 6BARE	each
AE182199L	Ground Plate 4" x 96" w/25' of 6BARE	each
AEAG2401	Surge Arrestor (110/220 V)	each
AXLSP-1	Rain Bird Lightning Arrestor for Decoders only	each
AXMSP-1	Rain Bird Surge Arrestor Pipe for Communication	each
AXMGPI	Rain Bird Mounting Bracket for AXMSP-1	each
AEPOWERSET	Enhanced Backfill Compound	each
AXGEM25	Ground Enhancement Material	25 lbs
<b>TRACER &amp; PUMP WIRE</b>		
AERWU90-YELLOW	Yellow Tracer Wire	2500'
AE124TWUP	Pump wire for Submersibles	Cut to length



## 3M Crimp Connectors

PART #	DESCRIPTION	BAG/BOX QTY.
AE316	Insert wires and crimp shut	30/300



## KING DryConn Connectors

PART #	DESCRIPTION	PART #	QTY.
MBKW	Black & White - up to 3 x16g conductors	61135	25
MBKWCAN	Black & White - up to 3 x16g conductors	61146	150
MBKW500	Black & White - up to 3 x16g conductors	61148	500
MBKG	Black & Grey - up to 2 x 12g conductors	61235	20
MBKGCAN	Black & Grey - up to 2 x 12g conductors	61241	100
MBKG500	Black & Grey - up to 2 x 12g conductors	61242	500
MBKB	Black & Blue - up to 3 x 12g conductors	61335	10
MBKBKAN	Black & Blue - up to 3 x 12g conductors	61350	50



## 3M COM/Line Voltage Connectors

PART #	DESCRIPTION	BOX QTY.
AEBRY-6	Low voltage, New 1 Size Combo Unit	100
AE8510	CSA, 1000 V, 7/16" OD	10
AE8512	CSA, 1000 V, 3/4" OD	10
AERY-BULK	Marrette for DBRY	100
AEDBOB6	Direct Burial Wire Connect	100



## King Power Cord

PART #	DESCRIPTION	BOX QTY.
MBPIGTAIL	6' power cord, 90° angle plug, 16g with ground	20

## Electrical Tools

Greenlee has been in the electrical testing and measurement field for more than fifteen years and has developed a wide range of electrical testers designed by and for professional electricians.



AKPRO700

PART #	DESCRIPTION	BOX QTY.
AKPRO700	Armada Wire Tracker	1
AKPRO800	Armada Wire Locator with Rechargeable Batteries	1
AKPRO900	Underground Digital Locator	1
AKPRO95	Armada Multi-meter with Milliamp Clamp	1
AKPRO50	Armada digital solenoid activator & multi-meter	1
AKPRO48	Armada solenoid activator	1
AKPRO40	Armada true RMS digital multi-meter	1
AKGFL3000	Armada Ground Fault Locator	1

Contact your Sales Rep or Territory Manager for inquiries about rentals.  
 Advanced bookings required for loaner units.



# Backflow Prevention



Backflow is the undesirable reversal of flow of non-potable water or other substances, through a cross-connection and into the piping of a public water system or potable water system. Lead free products are not required for irrigation and fire protection.



TF1CV075



TFLF7RU22075



Apollo Double Check Assembly




Watts Double Check Assembly



Apollo Pressure Vacuum Breaker



Watts Pressure Vacuum Breaker



Reduced Pressure Assembly

## Dual Check

Not approved by CSA plumbing code for irrigation use.

- Sizes: 3/4", 1" (FIPT.)
- Applications: Residential water service
- ASSE Listed 1015, built to CSA standards
- Can be mounted vertically or in a horizontal position



PART #	DESCRIPTION
TF1CV075	3/4" inline dual check, Lead Free
TF1CV100	1" inline dual check, Lead Free
TFLF7RU22075	Watts 3/4" inline dual check, Lead Free
TFLF7RU221	Watts 1" inline dual check, Lead Free

## Double Check Assembly

- Sizes: 3/4", 1", 1½", 2"; replaceable seats
- ASSE Listed 1015, CSA Certified; IAPMO Listed
- Can be installed below grade



PART #	DESCRIPTION
TFDCA075	Conbraco 3/4" DCA
TFDCA100	Conbraco 1" DCA
TFDCA150	Conbraco 1½" DCA
TFDCA200	Conbraco 2" DCA
TF007M3QT075	Watts 3/4" DCA
TF007M1QT1	Watts 1" DCA
TF007M2QT15	Watts 1½" DCA
TF007M1QT2	Watts 2" DCA

## Pressure Vacuum Breaker

- High hazard - install at least 12" above highest sprinkler head.
- Sizes: 3/4", 1", 1½", 2"
- ASSE Listed 1015, CSA Certified; IAPMO Listed
- Replaceable seats
- Vents to atmosphere



PART #	DESCRIPTION
TFPVB075	3/4" PVB
TFPVB100	1" PVB
TFPVB150	1½" PVB
TFPVB200	2" PVB
TF800M4FR075	Watts 3/4" PVB

## Reduced Pressure Assembly

- Sizes: 3/4", 1", 1½", 2"
- Protects against back siphonage & back pressure
- ASSE Listed 1015, CSA Certified; IAPMO Listed
- Replaceable seats
- High Hazard
- Vents to atmosphere



PART #	DESCRIPTION
TFRPA100	1" RPA
TFRPA150	1½" RPA
TFRPA200	2" RPA

Backflow prevention products are required by all municipal plumbing codes. Please consult with your local plumbing codes.

*Copper Pipe & Fittings prices are subject to change without notice*



**TEE**

PART #	SIZE (in ")	BOX QTY.
OH901-007	3/4	25
OH901-074	1/2 x 1/2 x 3/4	25
OH901-101	3/4 X 3/4 x 1/2	10
OH901-010	1	10



**COUPLER WITH STOPS**

PART #	SIZE (in ")	BOX QTY.
OH929-007	3/4	50
OH929-010	1	25
OH929-101	3/4 x 1/2	50



**90° ELBOW (SOLDER X SOLDER)**

PART #	SIZE (in ")	BOX QTY.
OH906-007	3/4	25
OH906-010	1	20



**FEMALE ADAPTER (SOLDER X FIPT)**

PART #	SIZE (in ")	BOX QTY.
OH935-007	3/4	25
OH935-010	1	10
OH935-015	1½	10
OH935-020	2	5



**90° ELBOW (SOLDER X FIPT)**

PART #	SIZE (in ")	BOX QTY.
OH907-007	3/4	30



**MALE ADAPTER (SOLDER X MIPT)**

PART #	SIZE (in ")	BOX QTY.
OH936-007	3/4	25
OH936-010	1	25
OH936-020	2	5
OH936-131	3/4 x 1	25



**REDUCER BUSHING**

PART #	SIZE (in ")	BOX QTY.
OH937-131	1 x 3/4	25



**COPPER PIPE - TYPE "M"**

PART #	SIZE (in ")	LENGTH
OH075-MC	3/4	12'
OH100-MC	1	12'
OH150-MC	1½	12'
OH200-MC	2	12'

**PLUMBING ACCESSORIES**

PLUMBING ACCESSORIES	DESCRIPTION	SIZE
OHSC5	Emery cloth (sand paper)	1 1/2" x 15' roll
OHSLF5	Lead free solder	Roll
OHSP454	Acid based soldering flux	16oz tub

# Plumbing Pipe and Fittings



## RAUPEX PEX Pipe

RAUPEX® crosslinked polyethylene (PEXa) pipe is manufactured using REHAU's high-pressure peroxide extrusion method that typically yields the highest, most consistent level of cross linking. RAUPEX is a durable, flexible pipe with enhanced temperature and pressure capabilities as well as long-term strength.



### PEX Pipe

PART #	SIZE	LENGTH
MVPEX34100	3/4"	100'
MVPEX1100	1"	100'

## TECTITE Push Fittings



Clean, easy and efficient.

The jointing process is simple: no special tools, no flux, no solder, no flame. No problem! TECTITE offers an energy-efficient, safe, cost-effective installation.



### COUPLING

PART #	SIZE	BOX QTY.
TFTT10155454	3/4"	30
TFTT10155456	1"	15



### MALE ADAPTER

PART #	SIZE	BOX QTY.
TFTT10155470	3/4"	30



### ELBOW

PART #	SIZE	BOX QTY.
TFTT10155478	3/4"	30
TFTT10155472	1"	15



### FEMALE ADAPTER

PART #	SIZE	BOX QTY.
TFTT10155464	3/4"	30
TFTT10155466	1"	15



### REDUCING COUPLER

PART #	SIZE	BOX QTY.
TFTT10155460	1" x 3/4"	30



### TEE

PART #	SIZE	BOX QTY.
TFTT10155488	3/4"	30



### TOOLS

PART #	SIZE	BOX QTY.
TFRCLIP34	3/4"	15
TFRCLIP1	1"	10



### BALL VALVE

PART #	SIZE	BOX QTY.
TFTT10155523	3/4"	15
TFTT10155525	1"	15



Irritrol Electric Valve

## Irritrol Electric Valves

PART #	DESCRIPTION
AJ2400-AT	1" Irritrol Solenoid Valve
AJ216PR	1½" Irritrol Solenoid Valve
AJ217PR	2" Irritrol Solenoid Valve
AJPSOL24VAC	24 VAC Irritrol Solenoid


## Manual Valves

### BRASS GATE VALVES



Brass Gate Valve

PART #	SIZE
DG05GV	1/2" FIPT
DG05GV-SW	1/2" solder
DG075GV	3/4" FIPT
DG075GV-SW	3/4" solder
DG100GV	1" FIPT
DG125GV	1¼" FIPT
DG150GV	1½" FIPT
DG200GV	2" FIPT
DG250GV	2½" FIPT
DG300GV	3" FIPT
DG400GV	4" FIPT



PVC Ball Valves

### ECONOMY PVC BALL VALVE

PART #	SIZE
BA0921-05	1/2" FIPT
BA0921S-05	1/2" SLIP
BA0921-07	3/4" FIPT
BA0921S-07	3/4" SLIP
BA0921-10	1" FIPT
BA0921S-10	1" SLIP
BA0921-15	1½" FIPT
BA0921S-15	1½" SLIP
BA0921-20	2" FIPT
BA0921S-20	2" SLIP

### BRASS BALL VALVES - "FULL PORT"

PART #	SIZE
DG05BVB-FP	1/2" FIPT
DG075BVB-FP	3/4" FIPT
DG075BVB-FPSW	3/4" solder
DG100BVB-FP	1" FIPT
DG100BVB-FPSW	1" solder
DG125BVB-FP	1¼" FIPT
DG150BVB-FP	1½" FIPT
DG200BVB-FP	2" FIPT
DG250BVB-FP	2½" FIPT
DG300BVB-FP	3" FIPT



Push on Gate Valve

### NIBCO PUSH ON GATE VALVES

PART #	SIZE
TF619RW-2	2"
TF619RW-25	2 ½"
TF619RW-3	3"
TF619RW-4	4"



Brass Ball Valves

## Garden Hose Valves & Fittings



Brass Boiler Drain



Stainless ¼ Turn  
Hose Bib



NIBCO  
Boiler Drain



Brass  
Hose Bib

### BOILER DRAINS (HOSE BIB)

PART #	DESCRIPTION
DG05GHT	½" MIPT, brass
DG075GHT	¾" MIPT, brass
DG05BVBF	½" MIPT, stainless steel, ball valve style (Hose Bib)
TF74CL12	½" MIPT Multi-Turn Boiler Drain - heavy duty
TF74CL34	¾" MIPT Multi-Turn Boiler Drain - heavy duty
TFQT54X12	½" Quarter Turn Hose Bib
TFQT54X34	¾" Quarter Turn Hose Bib

### BRASS HOSE FITTINGS

PART #	DESCRIPTION
OR91700	Hose Y with shut off (58249)
DGBG1961212	Hose adapter ¾"MIPT X MHT
DGBG199S1212	Hose swivel ¾" FHT X FIPT
DGBG1991212	Adapter ¾" FHT x ¾" MIPT
DGBG20012	Cap ¾" FHT



Brass Hose Y



Brass Hose Fittings



# Online Training Portal

*Expand Your Knowledge!*



**WATER SMART**  
IRRIGATION PROFESSIONAL

- Irrigation Association Certified
- Water Smart Irrigation Professional Certified

*Catalogue Categories Include:*

- Backflow
- Business
- Drainage
- Drip Irrigation
- Electrical
- Holiday Lighting
- Irrigation
- Landscape Lighting
- Outdoor Living
- Pumps
- Sales Management
- Water Features



**Register Today!**



## Self Priming Pumps

Can bleed air from suction lines after initial prime.



### SELF-PRIMING CENTRIFUGAL PUMPS

MODEL	HP	SUCTION (in")	DISCHARGE (OUT)	VOLTAGE	AMPS
FELTH1	1	2	1½	115/230	14.8/7.4
FELTH150	1½	2	1½	115/230	20/10
FELTH2	2	2	2	230	24/12
FELTH250	2½	2	2	230	26/13



### SN SERIES SHALLOW WELL JET PUMP

MODEL	HP	SUCTION (in")	DISCHARGE (OUT)	VOLTAGE	AMPS
FE5SN	1/2	1¼	1	115/230	8.8/4.4
FE7SN	3/4	1¼	1	115/230	12.2/6.1
FE10SN	1	1¼	1	115/230	14.8/7.4
FE15SN	1½	1¼	1	115/230	19.9/10

## Centrifugal Pumps

End suction centrifugal pumps are ideal for most irrigation applications producing high performance, easy maintenance and moderate initial cost.



### MULTI-STAGE CENTRIFUGAL PUMP

For low volume & higher pressure situations.

MODEL	HP	DISCHARGE (OUT)	VOLTAGE	AMPS
FESSHM2	2	1½	230	16



### HIGH HEAD PRESSURE PUMPS

For use as main water supply.

MODEL	HP	SUCTION (in")	DISC (OUT)	VOLTAGE	AMPS
FEC1XPHS1	1	1¼	1	115/230	16/8
FEC1XPHS15	1½	1¼	1	115/230	20/10
FEC125TPHS2	2	1½	1¼	230	12
FEC15TPHS25	2½	2	1½	230	15
FEC125TPMS3	3	1½	1¼	230	17
FEB1WPS75	7½	1½	1	230	40

### MEDIUM HEAD BOOSTER PUMPS

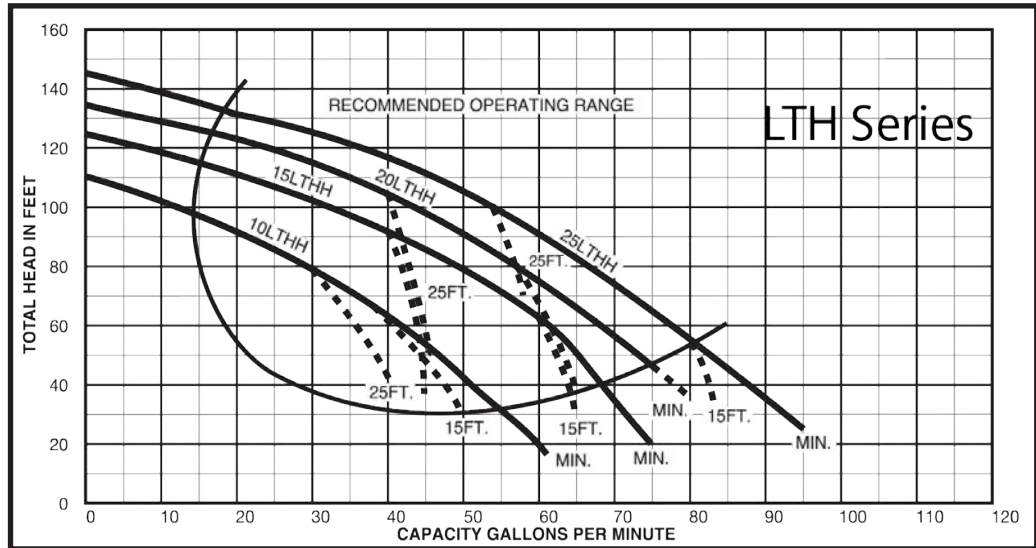
For boosting pressure on service lines.

MODEL	HP	SUCTION (in")	DISC (OUT)	VOLTAGE	AMPS
FEC125XPS1	1	1¼	1¼	115/230	20/10
FEC125XPS15	1½	1¼	1¼	115/230	20/10
FEC15XPS25	2½	2	1½	230	20/10

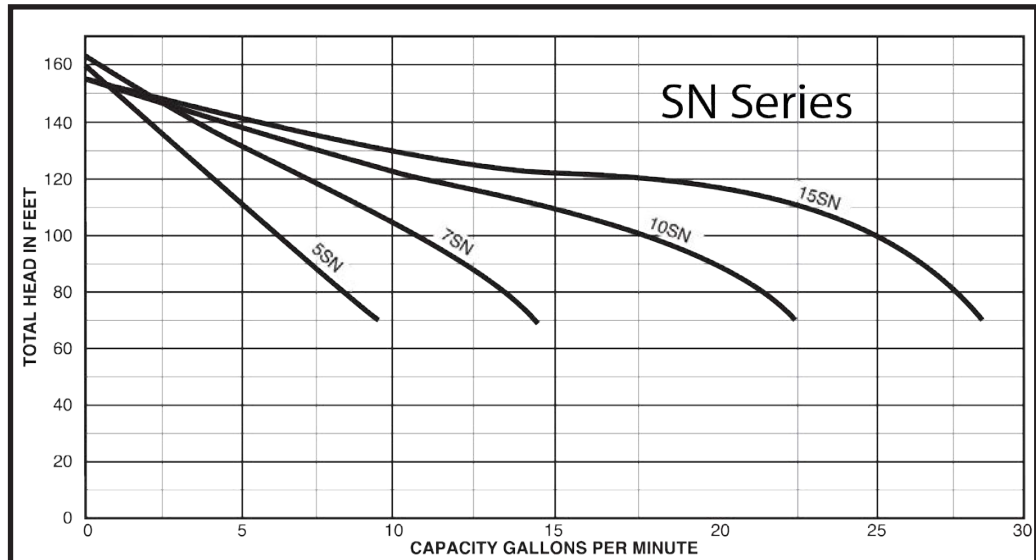
# Pump Performance Charts

## PERFORMANCE CHARTS

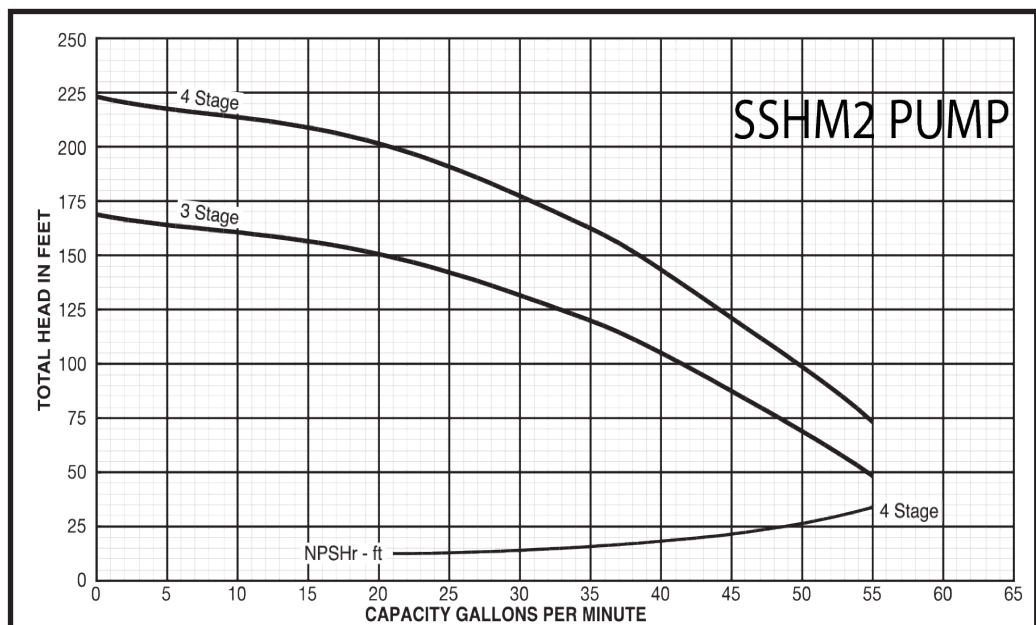
**LTH SERIES PUMP**



**SN SERIES PUMP**



**MULTI-STAGE CENTRIFUGAL PUMP**



## DR-Series Booster Pumps

Recommended for projects with city water supplied but more pressure is needed.



MODEL	HP	PHASE	SUCTION (in")	DISCHARGE (OUT)	VOLTAGE	
					115	230
FRDR1S1-CP	1	1	1¼	1	19.9	9.9
FRDR2S15-CS	1½	1	1½	1¼	24.0	12.1
FRDR2S2-CS	2	1	1½	1¼	-	11.2

## Turf Boss Series

Recommended as a projects primary pressure pump for wells, tanks and ponds.



MODEL	HP	PHASE	SUCTION (in")	DISCHARGE (OUT)	VOLTAGE	
					115	230
FRFTB1CI	1	1	1½	1½	✓	✓
FRFTB15CI	1½	1	1½	1½	✓	✓
FRFTB2CI	2	1	1½	1½	✓	✓
FRFTB3CI	3	1	2	2	✓	✓
FRFTB5CI	5	1	2½	2	✓	✓



Turf Boss 1 & 2



Turf Boss 3 & 5

## Inline 400

Recommended for projects with city water supplied but more pressure is needed.

MODEL DESCRIPTION	ORDER NO.	HP	INPUT VOLTAGE	Hz	AMPS (FLA)	WATTS	PERFORMANCE (PSI @ GM)					CORD	WEIGHT (lbs)
							0	5	10	15	20		
Inline 400	FR92061501	1/3	115	60	6.6	.25 kW	55	53	44	32	14	6' w/ plug	35
Inline 1100	FR92061501	1/3	115	60	6.6	.25kW	55	53	44	32	14	6' w/ plug	35



## Inline Control

Recommended for cost effective pressure and flow base pump control.

MODEL DESCRIPTION	FLOW BASED ACTIVATION	RUN DRY PROTECTION	LOW-PRESSURE BACKUP ACTIVATION	REPLACES PRES. SWITCH TANK	SUCTION LIFT	INCLUDES PRES. GAUGE	ADJ. LOW-PRESSURE BACKUP ACTIVATION
Inline ADJ 115 V	✓	✓	✓	✓	✓	✓	✓
Inline ADJ 230 V	✓	✓	✓	✓	✓	✓	✓



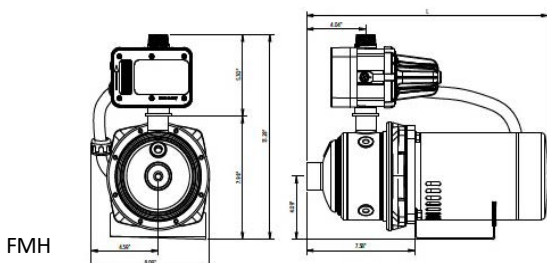
## Technical Specifications

MODEL DESCRIPTION	MOTOR SIZE	VOLTAGE	MAX. CURRENT	MAX. TEMP	MIN. FLOW	THREAD SIZE
InlineADJ 115 V	up to .75 hp up to .55 kW	115	16 A	150 ° F	.25 GPM	1" MNPT
InlineADJ 230 V	Up to 2 hp up to .55 kW	230	16 A	150 ° F	.25 GPM	1" MNPT

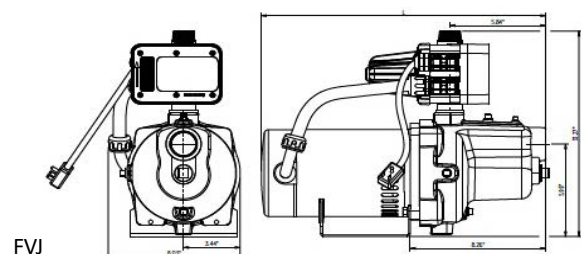


## Inline Control Packages

MODEL DESCRIPTION	ORDER NO.	PUMP	CONTROL	HP	VOLTAGE	GPM	PSI
Inline Control Booster Pump	FR15FMH05S2-SWC	MH	Inline SWC	1/2	115V	15	30
Inline Control Suction Lift	FRFVJ07CI-SWC	VersaJet	Inline SWC	3/4	115V	14	40



FMH

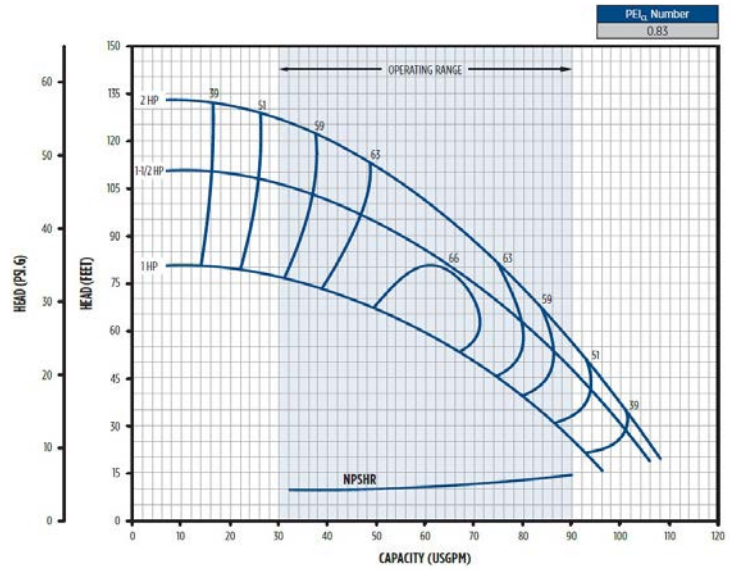
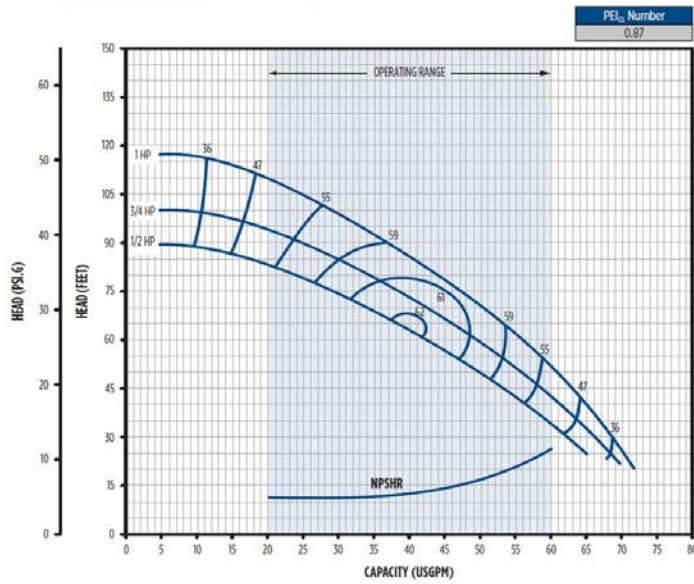


FVJ

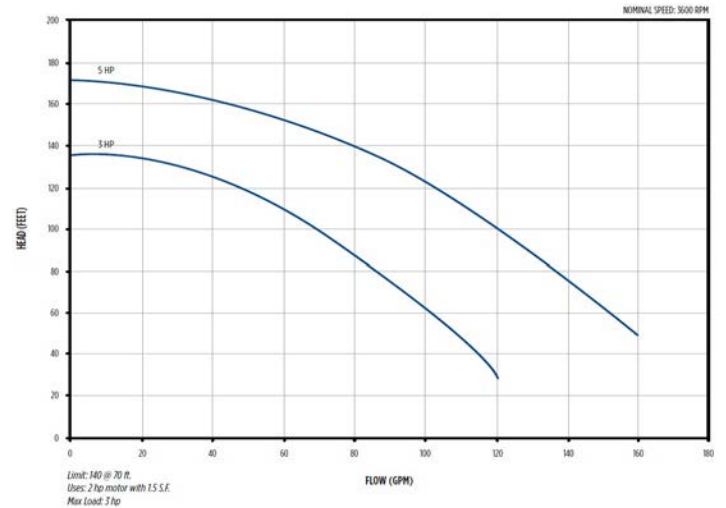
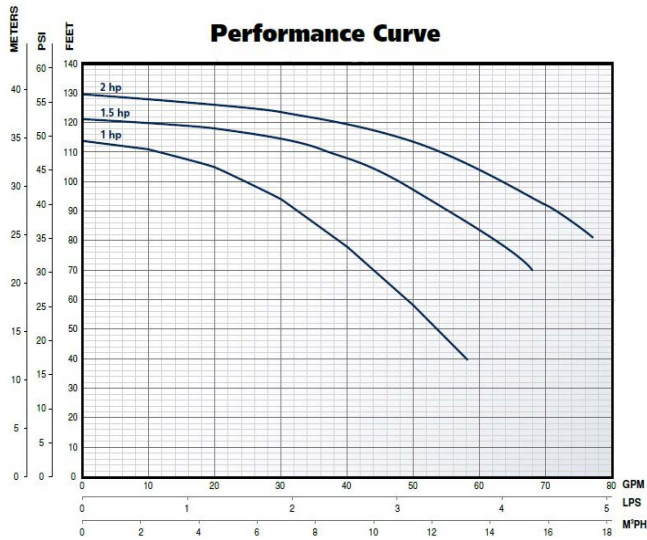


# Pump Performance Charts

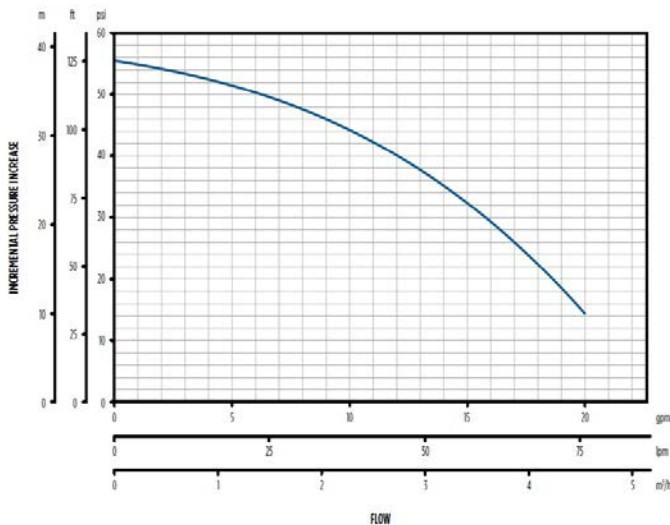
## DR-SERIES BOOSTER PUMPS



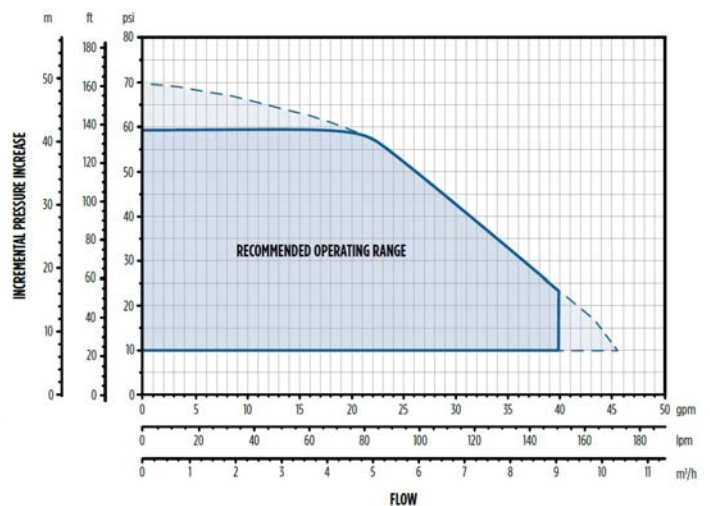
## TURF BOSS SERIES PUMPS



## INLINE 400



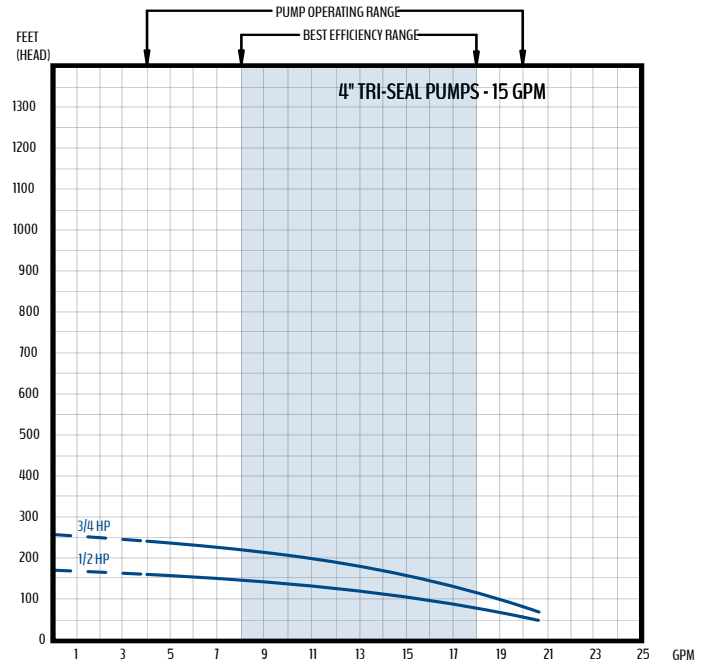
## INLINE 1100



NOTE: Running outside of 'Recommended Operating Range' for short periods of time is permissible.

## 15 GPM Pumps

GPM	HP	STAGES	VOLTS	2-WIRE	3-WIRE
				MODEL	MODEL
15	1/2	4	115	15FA05P4-2W115	15FA05P4-3W115
	1/2	4	230	15FA05P4-2W230	15FA05P4-3W230
	3/4	6	230	15FA07P4-2W230	15FA07P4-3W230
15	1/2	4	115	15FA05S4-2W115	15FA05S4-3W115
	1/2	4	230	15FA05S4-2W230	15FA05S4-3W230
	3/4	6	230	15FA07S4-2W230	15FA07S4-3W230



## Control Boxes

CONTROL BOX	VOLTS	HP
2801044915	115	1/2
2801054915	230	1/2
2801074915	230	3/4

\* Only required for 3 Wire Submersible Pump Options



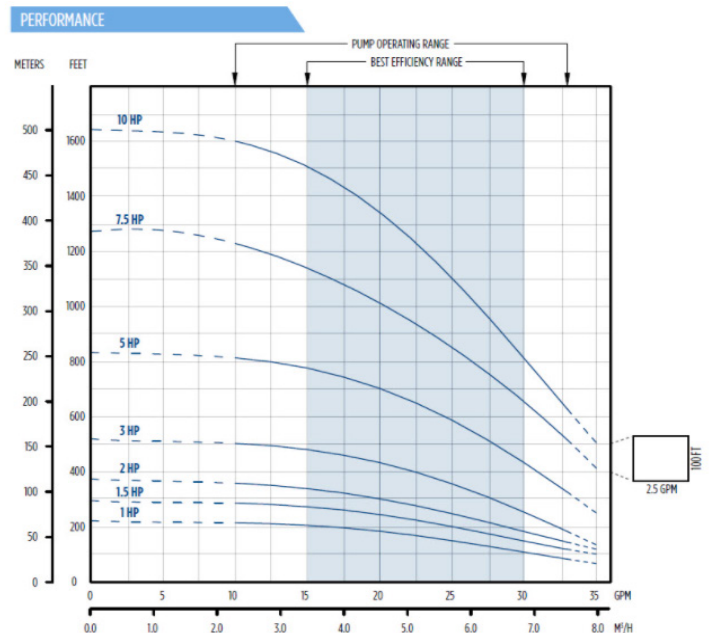
## 25 GPM Pumps

GPM	HP	STAGES	VOLTS	MODEL	ORDER NUMBER	
					WITH CHECK VALVE	WITHOUT CHECK VALVE
25	1	6	230	25FA1S4-PE	90652506	93612506
	1.5	8	230	25FA15S4-PE	90652508	93612508

## Control Boxes

CONTROL BOX	VOLTS	HP
2801084915	115	1
2823008110	230	1.5

\* Only required for 3 Wire Submersible Pump Options



# Submersible Pump Controls

Submersible	DRIVE MODEL	ORDER NO.	SINGLE-PHASE (3-WIRE)	THREE-PHASE
	SubDrive15	5870205103C	.5-1 HP	1 HP
	SubDrive20	5870205303C	.5-2 HP	.5-2 HP
	SubDrive30	5870205403C	.5-3 HP	.5-3 HP
	SubDrive50	5870205503C	.5-3 HP	.5-1 HP








## FE CONNECT MOBILE APP

Wi-Fi connectivity is a feature of the drive that enables a connection to be made with a single Wi-Fi device (smartphone or tablet). The connection can be used to monitor drive characteristics, adjust advanced settings, and view or email fault history and configuration changes. The mobile app can be downloaded from the Apple App Store or Google Play depending on the device being used.

# YOUR PARTNER FOR WATER SYSTEMS

 **Franklin Electric**  
franklinwater.com

-  **HIGH EFFICIENCY SYSTEMS**
-  **PUMPS**
-  **MOTORS**
-  **DRIVES**



Discover our proven application capabilities for a wide array of solutions.

# Galvanized Iron Fittings & Nipples

## NIPPLES



PART #	SIZE
FH100CNG	1" x close
FH100X2NG	1" x 2"
FH100X3NG	1" x 3"
FH100X6NG	1" x 6"
FH100X8NG	1" x 8"
FH100X10NG	1" x 10"
FH100X12NG	1" x 12"
FH150CNG	1½" x close
FH150X2NG	1½" x 2"
FH150X6NG	1½" x 6"
FH200CNG	2" x close
FH200X3NG	2" x 3"
FH200X6NG	2" x 6"

## TEE



PART #	SIZE
FH100TG	1"
FH150TG	1½"
FH200TG	2"
FH125X1RTG	1¼" x 1"
FH150X15X1RTG	1½" x 1"
FH200X2X1RTG	2" x 1"

## 90° ELBOW



PART #	SIZE
FH100X90EG	1"
FH150X90EG	1½"
MN200X90EG	2"

## STREET ELBOW



PART #	SIZE
FH100X90SEG	1"
FH150X90SEG	1½"
FH200X90SEG	2"

## COUPLER



PART #	SIZE
FH100CG	1"
FH150CG	1½"
MN200CG	2"

## UNION



PART #	SIZE
FH100UG	1"
FH150UG	1½"
FH200UG	2"

## REDUCING COUPLER



PART #	SIZE
FH125X1RCG	1¼" x 1"
FH150X1RCG	1½" x 1"
FH150x125RCG	1½" x 1¼"
FH200x150RCG	2" x 1½"

## INSERT X MIPT - NICKLE PLATED



PART #	SIZE
DC100CN-PL	1"
DC125CN-PL	1¼"
DC150CN-PL	1½"
DC200CN-PL	2"

## Flow Sleeves

Use a flow sleeve for lakes, ponds, creeks and cisterns.  
 \*Cement and Teflon Tape included.\*

Assembly required to suit application



FEFSLEEVE

## EZ-FLOW Fertilizer Injectors

EZ-FLO provides automatic fertilization through an irrigation system. Fertilizer feeds gently in adjustable small precision doses every time the system requires fertilization. (Liquid fertilizer can be purchased at any hardware or farm store).

PART #	SIZE
MNEZ001CX	1.5 gal Injector Unit
MNEZ003CX	2.5 gal Injector Unit
MNEZ005-FX	5 gal Injector Unit
MNCBVT100	1" Thread Ball Valve Coupling
MNFRR1	Rid-O-Rust Preventor

\* Fertilizer Available upon Request \*

MixRite Injectors also available



### CAST ALUMINUM PRIMING PUMP

PART #	SIZE
BE9-30	1" MIPT Hand Primer
BEP9-30-3	Diaphragm
BEP9-30-12	Check Valve w/Ball



### PENTEK VARIABLE FREQUENCY DRIVE (VFD)

PART #	SIZE
FEPID1	1HP
FEPID20	2HP
FEPID50	5HP



### PRESSURE / FLOW SWITCH

PART #	SIZE
DSFSG9J24	40-60 psi (use with pressure tank)
FEFS43	Flow Switch



### MAGICA RUST REMOVER

PART #	SIZE
MNSPY3032	Squeeze bottle
MNGAL1128	Gallon Jug



### BRASS SWING CHECK VALVES

PART #	SIZE
FH100BSCV	1"
FH125BSCV	1¼"
FH150BSCV	1½"
FH200BSCV	2"
FH300BSCV	3"
FH400BSCV	4"



### SURE-FLOW SUCTION SCREEN WITH SLIDE

PART #	SIZE
AUSFS2	2"
AUSFS3	3"
AUSFS4	4"
AUSFS5	5"
AUSFS6	6"
AUSFS8	8"
AUSFS10	10"
AUSFS12XL	12"



### TIGERFLEX SPA HOSE

PART #	SIZE
EGF42MCRX100	1½" X 100'
EGF52MCRX100	2" X 100'

\*\* Pump splice kits see page 72 \*\*



### TIGER FLEX INTAKE HOSE

PART #	SIZE
EGK200	2" suction hose
EGW300	3" suction hose
EGW400	4" suction hose
EGW600	6" suction hose
EGSDBC2	2" tiger-flex clamp
EGSDBC3	3" tiger-flex clamp
EGSDBC4	4" tiger-flex clamp
EGSDBC6	6" tiger-flex clamp

Sold in 5' increments, minimum 5'



### PVC FOOT VALVES (SPRING CHECK VALVES W/ SCREEN)

PART #	SIZE
BA44067	1" FIPT w/screen
BA44065	1½" FIPT w/screen
BA50051	2" FIPT w/screen



### PVC CHECK VALVES (SPRING CHECK VALVES)

PART #	SIZE
BA43937	1" FIPT x FIPT without screen
BA43939	1½" FIPT x FIPT without screen
BA43940	2" FIPT x FIPT without screen



### SELF CLEANING STRAINER

PART #	SIZE
AUSCS2	50 gpm



### GUZZLER STRAINER 2"

PART #	SIZE
EUGUZZLER40	40 gpm
EUGUZZLER80	80 gpm



### FLOAT SWITCH

PART #	SIZE
DS880NOC-20	20' Float Switch
DSFS2860U	Float w/10' cord

Hunter Pump Starts on Page 57

Rain Bird Pump Starts on page 41

# RAIN BIRD

## Rain Bird Drip Irrigation

### PRESSURE COMPENSATING LANDSCAPE DRIPLINE - 17MM

PART #	DESCRIPTION	COIL LENGTH
AXXFD0912100	0.9 gph per emitter, 12" spacing, 17mm	100'
AXXFD0612100	0.6 gph per emitter, 12" spacing, 17mm	100'
AXXFD0912250	0.9 gph per emitter, 12" spacing, 17mm	250'
AXXFD0912500	0.9 gph per emitter, 12" spacing, 17mm	500'
AXXFD0612500	0.6 gph per emitter, 12" spacing, 17mm	500'
AXXFDE0912250	0.9 gph per emitter, 12" spacing, 17mm (Long Run)	250'
AXLDQ086100	0.8 gph per emitter, 6" spacing, 1/4" OD	100'

### LANDSCAPE DRIP-LINE & DISTRIBUTION TUBING INSERT FITTINGS

PART #	DESCRIPTION	BAG QTY.
AXXFFCOUP	Rain Bird 17mm insert coupler for drip line	25
AXXFFTEE	Rain Bird 17mm insert tee for drip line	25
AXXFFELBOW	Rain Bird 17mm insert 90° elbow for drip line	25
AXXFFMA075	Rain Bird 17mm insert x 3/4" MIPT	25
AXXFFMA050	Rain Bird 17mm insert x 1/2" MIPT	25

### DISTRIBUTION TUBING

PART #	DESCRIPTION	COIL LENGTH
AXXFD100	17mm, blank distribution tubing	100'
AXXFD500	17mm, blank distribution tubing	500'
AXXQF1012100	1" Drip Header Line	100'

### RAIN BIRD LANDSCAPE DRIP-LINE ACCESSORIES

PART #	DESCRIPTION	BAG QTY.
AXARV050	Rain Bird air release valve for drip-line systems	1
AXTDS-6050	Xeri-stake galvanized tie down	50
AXTDS-6500	Xeri-stake galvanized tie down	500
AXXMTOOL	Rain Bird "Xeriman" emitter installation tool	1

### DRIP STAKES FOR USE WITH LOW VOLUME PRODUCTS

PART #	DESCRIPTION	BAG QTY
AXTS-025	Rain Bird 1/4" tubing stake	100
AXTS-025WC	Rain Bird 1/4" tubing stake with bug cap	100
AXRS-025	Rain Bird stake for poly-flex riser, stake by 10/32" MIPT	25

### LOW VOLUME RISERS (FOR CONNECTING MICRO-SPRAYS AND OTHER EMISSION DEVICES TO FITTINGS)

PART #	DESCRIPTION	BAG QTY
AXPFR-12	Rain Bird 12" poly-flex riser, accepts 10/32" thread emission devices	25
AXPFR-RS	Rain Bird 12" poly-flex riser assembly, 12" poly-flex riser on stake with 1/4" insert inlet	250

### MULTI DIAMETER COMPRESSION FITTINGS

PART #	DESCRIPTION	BAG QTY.
AXMD05MA	Multi-diameter fitting comp x MPT 1/2" adapter	20
AXMD075MA	Multi-diameter fitting comp x MPT 3/4"	20
AXMDCFCAP	Multi-diameter flush cap, inserts into compression fitting	20
AXMDCOUP	Multi-diameter fitting comp x comp coupler	20
AXMDEL	Multi-diameter fitting comp x comp elbow	20
AXMDTEE	Multi-diameter fitting comp x comp tee	10

### CONTROL ZONE KITS - VALVE, FILTER & PRESSURE REGULATION COMBO

PART #	DESCRIPTION
AXXCZ-075	Rain Bird, low-flow, control zone kit, 3/4" FIPT inlet x 3/4" MIPT outlet
AXXCZ-100	Rain Bird 1" control zone kit, 1" FIPT inlet x 1" MIPT outlet
AXXCZ100-BCOM	Rain Bird 1" commercial control zone kit, 1" FIPT



AXXFD0612100

AXXFD0612500



AXXFD Fittings



Drip Header



AXARV050



AXTDS



AXTS025



AXTS025WC



AXRS-025

AXPFR-12

AXPFRRS



AXMD075MA

AXMDCFCAP

AXMDCOUP



AXMDEL



AXMDTEE



XCZ ZONE KIT



XCZ-BCOM

## Hunter 17mm Dripline & Fittings



17mm Dripline

### HUNTER HDL DRIPLINE

PART #	DESCRIPTION	COIL LENGTH
PDHDL0612250PC	0.6 gph per emitter, 12" spacing, 17mm	250'
PDHDL0912250PC	0.9 gph per emitter, 12" spacing, 17mm	250'



17mm Drip Fittings

### LANDSCAPE DRIP-LINE & DISTRIBUTION TUBING INSERT FITTINGS

PART #	DESCRIPTION	BAG QTY.
PDPLD050	17mm Insert x 1/2" MIPT male adapter	25
PDPLD075	17mm Insert x 3/4" MIPT male adapter	25
PDPLDTEE	17mm Insert tee	25
PDPLDELB	17mm Insert elbow	25
PDPLDCPL	17mm Insert coupler for drip line	25
PDPLDBV	17mm Barb x Barb manual shut off valve	25



Control Zone Kit

### CONTROL ZONE KITS - VALVE, FILTER & PRESSURE REGULATION COMBO

PART #	DESCRIPTION
PDP CZ101	Hunter 1" control zone kit, 1" FIPT inlet x 1" FIPT outlet

## Netafim 17mm Dripline & Fittings



### NETAFIM LANDSCAPE TECHLINE

PART #	DESCRIPTION	COIL LENGTH
ATTLDL0912100	0.9 gph per emitter, 12" spacing, 17mm	100'
ATTLDL0612100	0.6 gph per emitter, 12" spacing, 17mm	100'
ATTLDL0912500	0.9 gph per emitter, 12" spacing, 17mm	500'
ATTLDL0612500	0.6 gph per emitter, 12" spacing, 17mm	500'



ATTLO75MA



ATTLCOUP



ATTLCROS

### NETAFIM TECHLINE INSERT FITTINGS

PART #	DESCRIPTION	BAG QTY.
ATTL075MA	17mm Insert x 3/4" MIPT Adapter	25
ATTLCOUP	17mm Insert Coupler	25
ATTLCROS	17mm Insert Cross	25
ATLLELL	17mm Insert Elbow	25
ATTLTEE	17mm Insert Tee	25



ATLLELL



ATLTEE



ATEDTUBE10



ATEDTUBE8MXT

### NETAFIM 1/4" MICRO TUBING & FITTINGS

PART #	DESCRIPTION
ATEDTUBE01	1/4" x 100' Micro Tubing
ATEDTUBE10	1/4" x 1000' Micro Tubing
ATEDTUBE8MXT	1/2" MPT x 8 Way 1/4" Tubing Adapter
ATEDTUBEBA	1/4" Micro Tubing Coupler
ATEDTUBETEE	1/4" Micro Tubing Tee



ATEDTUBETEE



ATEDTUBEBA



AX1300AF

AXSXB

AXXS360SPYK



AXXQ100



AXXBF1

AXXBF3

AXXBF2



AXXB-05



AXPC Module



AXXBT-10



AXPCDIFF



AXXS090

AXXS180

AXXS360



AX1800 RETRO



AXXPCN  
 nozzle

## Rain Bird Low Volume Bubblers

PART #	DESCRIPTION	BAG QTY.
AXSXB-180	Rain Bird 180° adjustable micro-bubbler x 10/32" thread	20
AXSXB-360	Rain Bird 360° adjustable micro-bubbler x 10/32" thread	20
AXSXB-360-025	Rain Bird 360° adjustable micro-bubbler x 1/4" insert	20
AXSXB-180SPYK	Rain Bird 180° adjustable micro-bubbler x spike	10
AXSXB-360SPYK	Rain Bird 360° adjustable micro-bubbler x spike	10
AX1404	Bubbler fixed flow 1.0 gpm, 1/2" FIPT Rain Bird	25
AX1402	Bubbler fixed flow 0.5 gpm, 1/2" FIPT Rain Bird	25
AX1401	Bubbler fixed flow 0.25 gpm, 1/2" FIPT Rain Bird	25
AX1300AF	Bubbler adjustable flow 1.0 - 2.5 gpm, 1/2" FIPT Rain Bird	25

## Rain Bird 1/4" Distribution Tubing & Fittings

PART #	DESCRIPTION	ROLL
AXXQ1000B	Xeri-Tubing distribution tubing bucket	1000'
AXXQ100	Poly 1/4" distribution tubing 100'	100'

PART #	DESCRIPTION	BAG QTY.
AXXBF1	Rain Bird 1/4" insert coupling	50
AXXBF2	Rain Bird 1/4" insert 90° elbow	50
AXXBF3	Rain Bird 1/4" insert tee	50

## Rain Bird Drip Emitters

PART #	DESCRIPTION	BAG QTY.
AXSPB-025	Rain Bird self piercing connector (grey) Non pressure regulated emitter	25
AXXB-05	Rain Bird self piercing 0.5 gph emitter (blue)	100
AXXB-10	Rain Bird self piercing 1.0 gph emitter (black)	100
AXXB-20	Rain Bird self piercing 2.0 gph emitter (red)	100
AXXBT-10	Rain Bird 1/2" FIPT 1.0 gph emitter	20
AXXBT-20	Rain Bird 1/2" FIPT 2.0 gph emitter	20
AXPC-10	Rain Bird 10 gph pressure compensating module (green)	10
AXPC-12	Rain Bird 12 gph pressure compensating module (dark brown)	10
AXPC-18	Rain Bird 18 gph pressure compensating module (white)	10
AXPC-24	Rain Bird 24 gph pressure compensating module (orange)	10
AXPCDIFF	Rain Bird emitter diffuser cap (snaps on the emitter)	50
AXPCDBC025	Rain Bird emitter diffuser cap (barb insert for the end of 1/4" line)	50

## Rain Bird Low Volume Sprays

PART #	DESCRIPTION	BAG QTY.
AXXS-090	Rain Bird 90° adjustable micro-spray x 10/32" thread	10
AXXS-180	Rain Bird 180° adjustable micro-spray x 10/32" thread	10
AXXS-360	Rain Bird 360° adjustable micro-spray x 10/32" thread	10
AXXS-360SPYK	Rain Bird 360° adjustable micro-spray x spike	10
AXXMISTADJ	Rain Bird 360° adjustable micro-mister x 10/32" thread	20
AX1800RETRO	Rain Bird 4" 1800 body with 30 psi pressure regulator, 200 mesh filter, 1/2" FIPT x 1/2" MIPT	

## Rain Bird Xeri-Pop

PART #	DESCRIPTION	BAG QTY.
AXXPCNQ	Quarter pattern, fits on spray head or XPCN adapter	25
AXXPCNH	Half pattern, fits on spray head or XPCN adapter	25
AXXPCNF	Full pattern, fits on spray head or XPCN adapter	25
AXSQADP12	SQ12" PFR Assembly Adapter	25



## Drip Parts and Accessories

### Rain Bird Drip Manifolds & Adapters



PART #	DESCRIPTION	BAG QTY.
AXXBD-80	8-way multi-outlet drip manifold (outlets come sealed, out of the box) x 1/2" FIPT	1
AXXBD-81	8-way multi-outlet drip manifold with 1 gph drip emitters installed x 1/2" FIPT	1
AXEMT-6X	Rain Bird 6 way multi outlet drip x 1/2" FIPT	10
AX1032A	1/2" FIPT x 10/32 thread riser x xeri adapter	25
AXXBA-1800	Spray head x 10/32 xeri adapter	25

### Orbit Manifolds



PART #	DESCRIPTION	BAG QTY.
OR67000	8 way drip manifold x 1/2" FIPT (61008)	1
OR67005	4 way adjustable drip manifold x 1/2" FIPT (61006)	1
OR63035	2 way drip manifold x 1/2" FIPT (61005)	40
OR67050	1/2" FIPT x 1/2" MIPT with 90° 1/4" elbow to accept distribution tubing (61010)	30

### Orbit Drip Accessories

PART #	DESCRIPTION	BAG QTY.
OR65715	1/4" tubing clips (MC025)	25
OR61800	Xeri kit for 1/4" xerigation, 92 piece	1
OR67404	1/4" In-Line Valve	5

### Accessories



PART #	DESCRIPTION	BAG QTY.
ORPCS12	12" stake for use with PSA-1032	25
ORPSA1032	1/4" insert x 10/32" FIPT for use with PCS-12	25
OR69115	Micro spray strip 10-32 thread adjustable	2
AT11-07737	Goof or mistake plug	20
AA700-AP8	Figure 8 end closure	50
AA700-CETC	Flush end-cap	25
AT10F01	System Indicator Flag for Drip Systems	10
MRSW6	NDS Drip Stake	25
PDECO-ID	Eco Indicator	10

### Root Watering System (RWS)



PART #	DESCRIPTION
AXRWSMB1401	Mini root watering w/ 1401 bubbler (0.25 gpm)
AXRWSBC1402	36" root watering w/ 1402 bubbler (0.5 gpm) & check valve
AXRWSMBC1402	Mini root watering w/ 1402 bubbler (0.5 gpm) & check valve
AXRWS-BG	36" root watering w/ 1401 bubbler (0.25 gpm)

### Tree Diapers



PART #	DESCRIPTION
OGTD24	24" Round Tree Diaper for 1.5" tree
OGTD36	36" Round Tree Diaper for 3" tree

\*\* See page 62 for Drip-Lock Fittings

## Large Capacity Y-Filters

These filters provide large filtration capacity for residential, commercial, and municipal drip applications. The filter body and cover are made of high impact thermal plastic, rated to withstand water up to 140° F (60° C) and pressures up to 116 psi (8 bar).



### Rain Bird Filters

PART #	DESCRIPTION
AXLCRBY100D	1" Large Capacity in-line Disc Filter
AXLCRBY150D	1½" Large Capacity in-line Disc Filter
AXLCRBY200D	2" Large Capacity in-line Disc Filter
AXLCRBY075S	¾" Large Capacity in-line Screen Filter
AXLCRBY150S	1½" Large Capacity in-line Screen Filter
AXLCRBY200S	2" Large Capacity in-line Screen Filter

## Rain Bird Filters & Pressure Regulation

### INLINE PRESSURE REGULATING FILTERS



PFR

PART #	DESCRIPTION
AXPRF075	Rain Bird ¾" MIPT, 30 psi integrated pressure regulator 30 - 300 gph, 200 mesh screen
AXPRF100	Rain Bird 1" MIPT, 40psi integrated pressure regulator 180 - 900 gph, 200 mesh screen



PSI

### PRESSURE REGULATORS

PART #	DESCRIPTION
AXPSIHLA	Rain Bird ¾" FIPT, 30 psi, low flow, 6 - 300 gph
AXPSIHMA	Rain Bird ¾" FIPT, 30 psi, med flow, 120 - 600 gph



RBV

### FILTERS

PART #	DESCRIPTION
AXRBY075	Rain Bird ¾", MIPT, with 200 mesh screen - for drip
AXRBY100	Rain Bird 1", MIPT, with 200 mesh screen - for drip

### INDICATORS

PART #	DESCRIPTION
AXOPERIND	Drip Operation Indicator



¾" & 1" Jain Filter



1 1/2" & 2" Jain Filter

## Jain Spin Clean Plastic Filters

PART #	DESCRIPTION
AA4E075B150	Screen, 150 Mesh, ¾" MIPT x MIPT, 13 Max GPM
AA4E1B050	Screen 50 Mesh, 1" MIPT x MIPT, 31 Max. GPM
AA4E1B150	Screen 150 Mesh, 1" MIPT x MIPT, 31 Max. GPM
AA4E15B030	Screen 30 Mesh, 1½" MIPT x MIPT, 53 Max GPM
AA4E15B050	Screen 50 Mesh, 1½" MIPT x MIPT, 53 Max. GPM
AA4E2P030	Screen 30 Mesh, 2" MIPT x MIPT, 110 Max. GPM
AA4E2P050	Screen 50 Mesh, 2" MIPT x MIPT, 110 Max. GPM
AA4E2P150	Screen 150 Mesh, 2" MIPT x MIPT, 110 Max. GPM

## Amiad Filter Elements

Colour	Mesh	Micron
Screen		
Gray	20	800
Green	30	500
Blue	50	300
White	75	200
Red	120	130
Yellow	155	100
Black	200	80
Discs		
Red	120	130
Black	155	100

### Understanding Mesh vs. Micron:

Mesh size refers to the mesh number and its relationship to the size of the openings in the mesh, it accounts for the size of particles that can pass through these openings. Micron is a measurement term frequently used to describe tiny particle sizes. It is equal to one-millionth of a meter or about one twenty-five thousandth of an inch.

## Amiad Plastic Filters

PART #	DESCRIPTION	SIZE	MAX. GPM
AC101-0059-120	Screen, 120 Mesh	3/4" MIPT	13
AC101-0059-155	Screen, 155 Mesh	3/4" MIPT	13
AC101-0059-200	Screen, 200 Mesh	3/4" MIPT	13
AC112-0054-120D	Disc, 120 Mesh	1" MIPT	31
AC112-0054-155D	Disc, 155 Mesh	1" MIPT	31
AC112-0059-120	Screen, 120 Mesh	1" MIPT	31
AC112-0059-155	Screen, 155 Mesh	1" MIPT	31
AC112-0059-200	Screen, 200 Mesh	1" MIPT	31
AC115-0054-120D	Disc, 120 Mesh	1½" MIPT (short)	35
AC116-0054-120D	Disc, 120 Mesh	1½" MIPT	66
AC116-0054-155D	Disc, 155 Mesh	1½" MIPT	66
AC116-0059-120	Screen, 120 Mesh	1½" MIPT	66
AC116-0059-155	Screen, 155 Mesh	1½" MIPT	66
AC116-0059-200	Screen, 200 Mesh	1½" MIPT	66
AC122-0054-120D	Disc, 120 Mesh	2" MIPT	80
AC122-0054-155D	Disc, 155 Mesh	2" MIPT	80
AC122-0059-120	Screen, 120 Mesh	2" MIPT	80
AC122-0059-155	Screen, 155 Mesh	2" MIPT	80
AC126-0054-120D	Disc, 120 Mesh	2" Super MIPT	110
AC126-0054-155D	Disc, 155 Mesh	2" Super MIPT	110
AC126-0059-030	Screen, 30 Mesh	2" Super MIPT	110
AC126-0059-155	Screen, 155 Mesh	2" Super MIPT	110
AC126-0059-200	Screen, 200 Mesh	2" Super MIPT	110



3/4" Filter



1" Filter



1 ½" Filter



2" Filter



2" Super Filter

2" In-Line Steel Filter



4" In-Line Steel Filter

## Amiad Steel Filters

PART #	DESCRIPTION	SIZE	MAX. GPM
AC2030011107-155	Disc, 155 Mesh	3" Flanged	220
AC2040011101-155	Screen, 155 Mesh	4" Flanged	350
AC206001110-155	Screen, 155 Mesh	6" Flanged	700

Ask us about our leasing options



www.kifco.com

## Kifco Water~Reel Irrigation Systems

### Features:

- Require far less labour than conventional reel systems
- Often can be operated from a municipal water supply without the need for a pump
- Optional booster pump for low pressure situations. Please ask your Vanden Bussche Representative for booster pump pricing
- Compact and highly mobile
- Economical



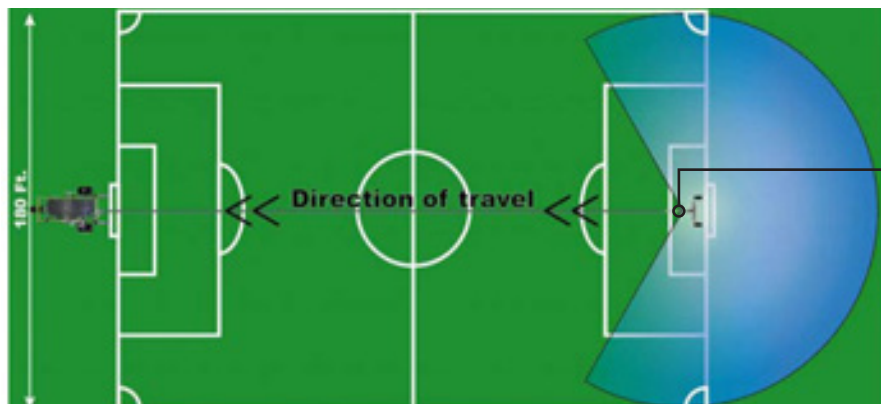
Kifco Water-Reels® are compact and very easy to maneuver, they operate unattended and are equipped with a uniquely powered automatic shut down system which operates at the completion of each run.

## Portable • Reliable • Simple • Automatic • Affordable

### Machine Selection

Consider these questions when thinking about machine selection:

- Is your application turf or agriculture?
- What is the size of the area to be irrigated, length & width?
- What is the irrigation cycle? (The frequency at which water is to be applied)
- How much water do you want to apply?
- What is your water source? Well, Municipal or other?
- What is your pressure (psi) and flow (gallons per minute, gpm)?
- What is your budget? To minimize labour and irrigation time, select the largest machine that fits your budget.



All Kifco Water-Reels® offer adjustable speed control to regulate run time and application depth and feature automatic retraction and sprinkler shutdown.

Kifco Water-Reels® will automatically stop when the sprinkler cart arrives at the machine. The operator can select the speed of rewind which determines the amount of water applied to the site.

\*Contact Vanden Bussche Irrigation for specifications & price.

## Kifco Water-Reel Irrigation Systems

Model	Tube Inner Diameter / Length	Irrigated Width	Irrigated Length	Irrigated Area (Acres)	Drive System	GPM Range	Inlet PSI Range	Booster Pump Options
B110	1.1/280	79'-115'	319'-338'	0.6-0.9	Bellows	10-33	50-113	Electric
B140	1.4/350	120'-160'	410'-440'	6-15	Bellows	25-60	45-117	5Hp/9Hp
T180	1.8/380	125'-180'	449'-478'	6-24	Turbine*	25-102	50-150	5Hp/9Hp
T200S	2.0/320	148'-218'	394'-435'	6-34	Turbine*	25-143	50-150	5Hp/9Hp
E200SST**	2.0/320	132'-170'	384'-401'	N/A	Engine	80-160	68-148	5Hp/9Hp
T200L	2.0/580	138'-191'	649'-676'	11-30	Turbine*	47-125	55-140	5Hp/9Hp
T200LSC***	2.0/580	138'-191'	649'-676'	11-30	Turbine	47-125	N/A	23Hp
T210	2.1/400	154'-218'	477'-509'	11-30	Turbine*	47-125	55-140	5Hp/9Hp

### Machine Model Numbers

Machine model numbers provide information about the type of machine, B-bellows, T-turbine, E-engine, the inside diameter (I.D.) of the tube and the length of the tube in feet. For example: a T-200/320 is a turbine machine with an inside tube diameter of 2" and a tube length of 320', an E40A/1320 is an engine driven machine with an inside tube diameter of 4" and a tube length of 1320'.

Dream It. Solve It. Make It.

**WAC**  
LANDSCAPE LIGHTING



### SPOT LIGHTS

PART #	MATERIAL/FINISH	LAMP INCLUDED	LUMENS	WATTAGE	BEAM SPREAD
MY5111BZ	Bronze- Mini	Integrated	45 - 365	1W - 7W	10° - 50°
MY5111BK	Black- Mini	Integrated	45 - 365	1W - 7W	10° - 50°
MY5011BZ	Bronze- Accent	Integrated	190 - 1,045	2W - 18W	10° - 60°
MY5011BK	Black- Accent	Integrated	190 - 1,045	2W - 18W	10° - 60°
MY5211-27BZ	Bronze- Grand	Integrated	740 - 2000	15W - 35W	15° - 60°
MY5211-27BK	Black- Grand	Integrated	740 - 2000	15W - 35W	15° - 60°



### PATH LIGHTS

PART #	PRODUCT NAME	MATERIAL/FINISH	LAMP INCLUDED	LUMENS	MAX. WATT.
MY6011-27BZ	Area LED Path	Bronze	Integrated	150	5.8W
MY6021-27BZ	Linear LED Path	Bronze	Integrated	95	3W
MY6021-27BK	Linear LED Path	Black	Integrated	95	3W
MY6031-27BZ	Eclipse LED Path	Bronze	Integrated	125	2.9W
MY6061-27BZ	Balance Single LED Path	Bronze	Integrated	275	6.5W
MY6061-27BK	Balance Single LED Path	Black	Integrated	275	6.5W
MY6081-27BZ	Ledge LED Path	Bronze	Integrated	105	3W
MY6081-27BK	Ledge LED Path	Black	Integrated	105	3W
MY6111-27BZ	Mini Accent LED Path	Bronze	Integrated	45 - 365	1W - 7W



### FLOOD LIGHTS

PART #	MATERIAL/FINISH	LAMP INCLUDED	LUMENS	WATTAGE	BEAM ANGLE
MY5021BZ	Bronze	Integrated	190 - 980	2W - 16W	15° upward (50° x 80°)
MY5021-27BK	Black	Integrated	190 - 980	2W - 16W	15° upward (50° x 80°)
MY5121-27/30BZ	Bronze	Integrated	80 - 420	1W - 8W	Asymmetrical (70° x 95°)
MY5121-27/30BK	Black	Integrated	80 - 420	1W - 8W	Asymmetrical (70° x 95°)
MY5221-27BZ	Bronze - Wall Wash	Integrated	1500	3W - 25W	Assorted
MY5221-27BK	Black - Wall Wash	Integrated	1500	3W - 25W	Assorted

**Dream It. Solve It. Make It.**

**WAC**

LANDSCAPE LIGHTING



MY5031BZ



MY5030BZ



MY2091-27BS



MY2021-27BS



MY2591-BS



MY2501-BS

**WELL LIGHTS**

PART #	MATERIAL/FINISH	LAMP INCLUDED	LUMENS	WATTAGE	BEAM SPREAD
MY5031BZ	Aluminum Bronze	Integrated	70 - 505	2W - 12W	15° - 60°
MY5030BZ	Bronze - Grate for 5031	N/A	N/A	N/A	N/A
MY2091-27BS	Bronzed Stainless Steel	Integrated	31m	4W	Flood
MY2021-27BS	Bronzed Stainless Steel	Integrated	225	4W	25°
MY2501-27SS	Stainless Steel	Integrated	60	2.8W	Flood
MY2501-27BS	Bronzed Stainless Steel	Integrated	60	2.8W	Flood
MY2591-27SS	Stainless Steel	Integrated	60	2.8W	Flood
MY2591-27BS	Bronzed Stainless Steel	Integrated	60	2.8W	Flood



MY3011BZ



MY3021BZ



MY3031BZ

**DECK LIGHTS**

PART #	MATERIAL/FINISH	LAMP INCLUDED	LUMENS	MAX. WATTAGE
MY3011BZ	Bronze	Integrated	60	3W
MY3021BZ	Bronze	Integrated	60	3W
MY3031BZ	Bronze	Integrated	60	3W



MY7032-27/30BK



MY7062-27/30BZ



MY7122-27/30BZ

**HARDSCAPE**

PART #	MATERIAL/FINISH	LAMP INCLUDED	LUMENS	SIZE	MAX. WATTAGE
MY7032-27BK	Black	Integrated	50	3"	1.5W
MY7032-27BZ	Bronze	Integrated	50	3"	1.5W
MY7062-27/30BZ	Bronze	Integrated	120	6"	4.5W
MY7062-27/30BK	Black	Integrated	120	6"	4.5W
MY7122-27/30BZ	Bronze	Integrated	225	12"	7W
MY7122-27/30BK	Black	Integrated	225	12"	7W

# HARDSCAPE LIGHTING

Field Serviceable & No Capstone Removal Needed



CCT Selectable  
White Light



Low Profile, Patented  
Quick Release Design



Brightness Control  
with Even Illumination



Available in 3", 6", 12" and 18", constructed of aluminum with a choice of multiple finishes including, Sand, Graphite, Bronze, Black and Brass\* \*Brass available in 6" and 12" only

# Landscape Lighting

The intersection of art & engineering



PDMUNLLSBZ PDRSNLLSBZ



PDWSLED35WFB



PD18RFB



PDELBW050BZ



PDPLNL18R



PDDMNL18R



PDMDNLFB



PDMDNLBZ



PDRPNLLVCB



PDFCNLRGCB



PDTBFB



PDWMFB



PDMM050BZ

## UP LIGHTS

PART #	MATERIAL/COLOUR	LAMP TYPE	LAMP INCLUDED
PDMUNLLSBZ	Alum. Flat Black	MR-16	No
PDMUNLLSBZ	Alum. Bronze Metallic	MR-16	No
PDRSNLLSBZ	Alum. Flat Black	MR-16	No
PDRSNLLSBZ	Alum. Bronze Metallic	MR-16	No

## WASH LIGHT

PART #	MATERIAL/COLOUR	LAMP TYPE	LAMP INCLUDED	VA
PDWSLED35WFB	Alum. Flat Black	G4 Bi-Pin LED	LED	2.6

## RISERS & ELBOWS

PART #	MATERIAL/COLOUR	DESCRIPTION
PD18RFB	Alum. Flat Black	18" Riser
PD18RBZ	Alum. Bronze	18" Riser
PDELBW050FB	Alum. Flat Black	90 Degree Elbow
PDELBW050BZ	Alum. Bronze	90 Degree Elbow

## PATH LIGHTS

PART #	MATERIAL/COLOUR	LAMP TYPE	LAMP INCLUDED
PDPLNL18RFB	PL Path Light - 18" Flat Black	G4 Bi-Pin	No
PDPLNL18RBZ	PL Path Light - 18" Bronze Metallic	G4 Bi-Pin	No
PDDMNL18RFB	DM Path Light - 18" Flat Black	G4 Bi-Pin	No
PDDMNL18RCU	DM Path Light - 18" Copper	G4 Bi-Pin	No

## DOWN LIGHTS

PART #	MATERIAL/COLOUR	LAMP TYPE	LAMP INCLUDED
PDMDNLFB	Alum. Flat Black	MR-16	No
PDMDNLBZ	Alum. Bronze	MR-16	No

## WELL LIGHTS

PART #	MATERIAL/COLOUR	LAMP TYPE	LAMP INCLUDED
PDRPNLLVCB	Camo Bronze	MR-16	No
PDFCNLRGCB	Camo Bronze	MR-11	No

## MOUNTING OPTIONS

PART #	MATERIAL/COLOUR	DESCRIPTION
PDTBFB	Alum. Flat Black	Tree Box for up to 2 fixtures
PDWMFB	Alum. Flat Black	Wall Mount with Knuckle
PDMM050FB	Alum. Flat Black	Mini Mount 1/2"
PDMM050BZ	Alum. Bronze	Mini Mount 1/2"



We'd try it on a taller tree  
if there was one.

The New Exa Collection. High Output. Low Voltage.

**Taking it all the way to the top.**

The Exa Collection from FX Luminaire gives you all the power you need to take your lighting design to new heights. With white and RGBW color-changing capabilities, low-voltage simplicity, and high-output power up to 1,200 lumens, our innovative lineup delivers all the light and technology you need to put tall trees and buildings in the spotlight!



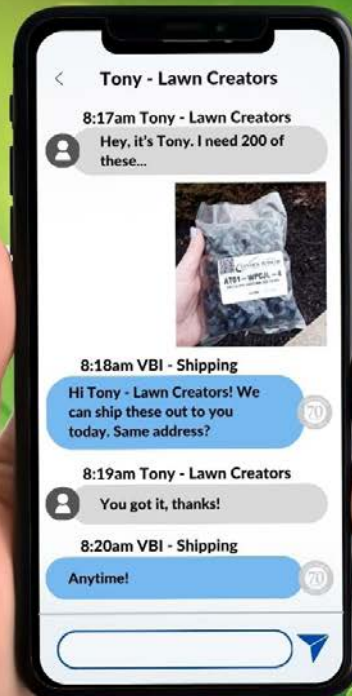
LANDSCAPE & ARCHITECTURAL LIGHTING  
Learn more. Visit [fxl.com/exa](http://fxl.com/exa)

**FXLuminaire**

**Save Time, Text VBI!**

Quick, Convenient, and Ready to  
Serve You!

Delhi: 519-582-2380  
Burlington: 905-634-7246  
Concord: 905-660-5464





PDMM10FB



PDCNLCU

### WALL LIGHTS

PART #	MATERIAL/COLOUR	LAMP TYPE	LAMP INCLUDED
PDMM10FB	Alum. Flat Black	Bi-Pin	Yes
PDCNLCU	Casa Copper	AR-11	No
PDCNLCU	Flat Black	AR-11	No

### C-SERIES LIGHTS - BRASS

PART #	DESCRIPTION	LAMP TYPE	LAMP INCLUDED	VA
PDCULLED20WFLASAB	C-Series Up Light	MR-16	Yes - LED-20W	4.3 W
PDCDLNLAB	C-Series Down Light	MR-16	No	N/A
PDCWWLED35WAB	C-Series Wall Wash Up Light	MR-16	Yes - LED-35W	1.7 W
PDCPL4LED20W18RAB	C-Series Path Light - 4" Diameter	G4 Bi-Pin	Yes - LED-20W	1.6 W
PDCPL7LED20W18RAB	C-Series Path Light - 7" Diameter	G4 Bi-Pin	Yes - LED-20W	1.6 W



PDCULLED20WFLASAB



PDCDLNLAB



PDCWWLED35WAB



PDCPL7LED20W18RAB



PDCPL4LED20W18RAB

## Integrated LED Fixtures



PDFB3LED



PDNPZDCFB

### UP LIGHTS

PART #	MATERIAL/COLOUR	LAMP INCLUDED	LAMP TYPE	VA
PDFB3LEDFB	Flat Black	3 LED	Integrated	4.5
**PDNPZDCFB	Alum. Flat Black	Colour	Integrated	11.0



PDPB3LEDFB

### WALL WASH LIGHTS

PART #	MATERIAL/COLOUR	LAMP INCLUDED	LAMP TYPE	VA
PDPB3LEDFB	Flat Black	3 LED	Integrated	4.5



PDLF1LED

### STEP LIGHTS

PART #	MATERIAL/COLOUR	LAMP INCLUDED	LAMP TYPE	VA
PDLF1LEDCU	Copper	1 LED	Integrated	2.5
PDLF1LEDFB	Flat Black	1 LED	Integrated	2.5



PDMP11LEDFB



PDPM3LEDXTFB



PDMPZ1LEDFB

### PATH LIGHTS

PART #	MATERIAL/COLOUR	LAMP INCLUDED	LAMP TYPE	VA
PDMP11LEDFB	Alum. Flat Black	1 LED	Integrated	2.4
PDMPZ1LEDFB	Flat Back	1 LED	Integrated	2.4
PDPM3LEDXTFB	Flat Black/18½" Height	3 LED	Integrated	4.5

# The intersection of art & engineering

## Integrated LED Fixtures



PDLSAT300M

PDLUX

### LUXOR TRANSFORMERS

PART #	DESCRIPTION	WATTS
PDLUX150M	Matte Grey LUXOR Transformer	150
PDLUX300M	Matte Grey LUXOR Transformer	300
PDLSAT300M	LUXOR Satellite	300

### LUXOR ACCESSORIES

PART #	DESCRIPTION
PDWIFIMOD2	Wifi Module w/Antenna
PDLUXLAM	Light Assignment Module for Smart Phone Programming
PDLXFPM	LUXOR Facepack Mount
PDSURGEMOD	Surge Protection for LED Fixtures
PDLINKMOD	LUXOR Wireless Linking Module



PDWIFIMOD2

PDLUXLAM

PDSURGEMOD

### LUXOR MR-16 DROP-IN LAMPS

PART #	OUTPUT EQUIVALENT	COLOUR TEMP.	BEAM
PDMR16ZD20WFL	20 Watt	2700K	35 deg.
PDMR16ZD35WFL	35 Watt	2700K	35 deg.
PDMR16ECOWFL	6 Watt	2700K	35 deg.
PDMR16ECO50WWF	6 Watt	2700K	60 deg.



PDMR-16

PDMR-16ECO

\*ZD Luxor LED Drop-in lamps require a Luxor Transformer

### LUXOR CUBES

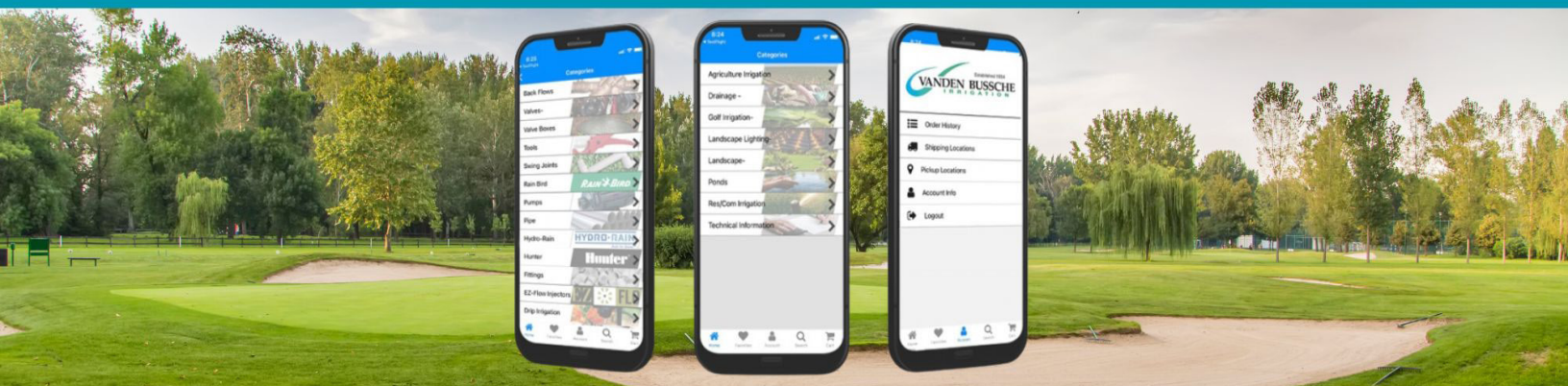
PART #	OUTPUT EQUIVALENT	MAX. POWER
PDLCMLV	Low Voltage	60W / 5A
PDLCMHV	High Voltage	400W / 3.3A



LUXOR CUBES



# DOWNLOAD OUR MOBILE APP 2.0



# THE NEXT LEVEL OF PERFORMANCE AND PROFITABILITY

## 2024 TOP SELLERS

**NEW**

### IT2 INTELLIGENT TRANSFORMER

Lets your customer control and schedule lighting right from their phone. Connects with either WiFi or Bluetooth®. Manages up to 3 different independently-scheduled lighting zones.



**NEW**

### PREMIUM BLACK OVERCOAT FINISH

Matches today's design trends, both farmhouse and modern styles. Black overcoat is applied to a solid brass fixture, so it's inherently corrosion-resistant. No peeling or blistering.



**NEW**

### HEAVY SAND CAST BRASS FIXTURES

When your client wants a heavy, chunky appearance. Available in accent and path light.



**ENHANCED**

### THE ULTIMATE: ALLIANCE BT SYSTEM

*Paint the landscape with light.*

Advanced capabilities elevate your clients' outdoor experience. Complete app-based control including RGBW color, dimming, grouping and more. New bt-Ally lamps drop-in to existing fixtures. Ask for new How To Guide.



# ALLIANCE

OUTDOOR LIGHTING



MIBL200

## LED INTEGRATED BLUETOOTH COLOUR BULLET LIGHTS

PART #	MATERIAL/COLOUR	LAMP INCLUDED	LAMP TYPE	MAX. WATT.
MIBL200BT	Brass	Yes	Integrated	7



MIFL50-BT

## FLOOD LIGHTS

PART #	MATERIAL/COLOUR	LAMP INCLUDED	LAMP TYPE	MAX. WATT.
MIFL50-BT	Brass	Yes	G4/BiPin	3



MIGL100-BT

MIGL150-BT

## INGROUND WELL LIGHTS

PART #	MATERIAL/COLOUR	LAMP INCLUDED	LAMP TYPE	MAX. WATT.
MIGL100-BT	Brass	Yes	MR-16	6
MIGL150-BT	Brass	Yes	MR-16	6



MIDL200-BT

## DOWN LIGHTS

PART #	MATERIAL/COLOUR	LAMP INCLUDED	LAMP TYPE	MAX. WATT.
MIDL200-BT	Brass	Yes	MR-16	6



MIALSTEM-18-BT

## AREA LIGHT STEM

PART #	MATERIAL/COLOUR	LAMP INCLUDED	LAMP TYPE	MAX. WATT.
MIALSTEM18-BT	Brass	Yes	LBIPIN	2.5

\* Refer to page 99 for compatible Alliance AL hats.



MIPL100-BT

## PATH LIGHT

PART #	MATERIAL/COLOUR	LAMP INCLUDED	LAMP TYPE	MAX. WATT.
MIPL100-BT	Brass	Yes	G4/BiPin	2.5



MIUL100-BT

## UNDER WATER LIGHT

PART #	MATERIAL/COLOUR	LAMP INCLUDED	LAMP TYPE	MAX. WATT.
MIUL100-BT	Brass	Yes	MR-16	2.5



MIBT-RE

## ACCESSORIES

PART #	DESCRIPTION
MIBTRE	Bluetooth Range Extender for BL200-BT

Unless specified as "Integrated LED"  
 Lamps are not included in any Alliance Lighting Fixtures,  
 please refer to page 106-108 for our selection of Lamps.



### BULLET LIGHTS

PART #	MATERIAL/COLOUR	LAMP INCLUDED	LAMP TYPE	MAX. WATT.	LED READY
MIBL50	Brass	No	MR-11	35	Yes
MIBL110	Brass	No	MR-16	50	Yes
MIBL115	Brass / 18" Lead	No	MR-16	50	Yes
MIBL115-BLK	Brass (Black)/ 18" Lead	No	MR-16	50	Yes
MIBL200	Brass	No	MR-16	50	Yes
MIBL205	Brass/ 18" lead	No	MR-16	50	Yes



### AREA LIGHT - HAT ONLY

PART #	MATERIAL/COLOUR	HAT SIZE
MIAL550	Brass - Hat Only	3.5"
MIAL100	Brass - Hat Only	6.75"
MIAL150	Brass - Hat Only 10/box	6.25"
MIAL300	Brass - Triangle Hat Only	6.25"
MIAL700	Brass - Hat Only	8.5"



### AREA LIGHTS - STEM ONLY

PART #	MATERIAL/COLOUR	LAMP INCLUDED	LAMP TYPE	MAX. WATT.	LED READY
MIALSTEM12	Brass - 12"	No	Bi-Pin	35	Yes
MIALSTEM18	Brass - 18"	No	Bi-Pin	35	Yes
MIALSTEMADJ	Brass - Adjustable (18" - 29")	No	Bi-Pin	35	Yes



### PATH LIGHTS

PART #	MATERIAL/COLOUR	LAMP INCLUDED	LAMP TYPE	MAX. WATT.	LED READY
MIPL100	Brass	No	Bi-Pin	35	Yes
MIPL200	Brass	No	Bi-Pin	35	Yes
MIPL250	Brass	No	Bi-Pin	35	Yes
MIGOLF100	Brass	No	Bi-Pin	35	Yes
MIPAL105	Brass/ 18" Lead	No	Bi-Pin	35	Yes
MIPAL105-BLK	Brass (Black)/ 18" Lead	No	Bi-Pin	35	yes

Unless specified as "Integrated LED"  
Lamps are not included in any Alliance Lighting Fixtures.  
Please refer to page 106-108 for our selection of Lamps



### DOWN LIGHTS/TREE LIGHTS

PART #	MATERIAL/COLOUR	LAMP INCLUDED	LAMP TYPE	MAX. WATT.	LED READY
MIDL50	Brass	No	MR-11	35	Yes
MIDL100	Brass	No	MR-16	50	Yes
MIDL200	Brass	No	MR-16	50	Yes



### STEP/DECK LIGHTS

PART #	MATERIAL/COLOUR	LAMP INCLUDED	LAMP TYPE	MAX. WATT.	LED READY
MISL25LED	Brass	Integrated	4.5 watts	n/a	n/a
MISL35LED	Brass	Integrated	9.0 watts	n/a	n/a
MISL75LED	Brass	Integrated	3.0 watts	n/a	n/a
MISL85LED	Brass	Integrated	4 watts	n/a	Yes
MISL100	Brass	No	Bi-Pin	20	Yes



### FLOOD LIGHTS

PART #	MATERIAL/COLOUR	LAMP INCLUDED	LAMP TYPE	MAX. WATT.	LED READY
MIFL50	Brass	No	Bi-Pin	20	Yes
MIFL100	Brass	No	Bi-Pin	20	Yes
MIFL200	Brass	No	MR-16	35	Yes



### IN GROUND/WELL LIGHTS

PART #	MATERIAL/COLOUR	LAMP INCLUDED	LAMP TYPE	MAX. WATT.	LED READY
MIWL300	Brass	No	MR-16	50	Yes
MIGL100	Brass	No	MR-16	50	Yes
MIGL150	Brass	No	MR-16	50	Yes
MIGL300	Composite/18" Lead	No	MR-16	50	Yes
MIGL170	Brass	No	MR-16	50	Yes
MIGL180	Brass	No	MR-16	50	Yes
MIGL190	Brass	No	MR-16	50	Yes



Unless specified as "Integrated LED"  
 Lamps are not included in any Alliance Lighting Fixtures,  
 please refer to page 108-109 for our selection of Lamps



### WALL SCONCES

PART #	MATERIAL/COLOUR	LAMP INCLUDED	LAMP TYPE	MAX. WATT.	LED READY
MIWS100	Brass	No	2x Bi-Pin	20	Yes
MIWS200	Brass	No	2x Bi-Pin	20	Yes
MIWS300	Brass	No	2x MR-16	20	Yes



### HANGING LIGHTS

PART #	MATERIAL/COLOUR	LAMP INCLUDED	LAMP TYPE	MAX. WATT.	LED READY
MIHL100	Brass	No	MR-16	50	Yes
MIHL200	Brass	No	Bi-Pin	20	Yes



### UNDERWATER LIGHT

PART #	MATERIAL/COLOUR	LAMP INCLUDED	LAMP TYPE	MAX. WATT.	LED READY
MIUL100	Brass	No	MR-16	50	Yes




### SPECIALTY LIGHT & ACCESSORIES

PART #	MATERIAL/COLOUR	LAMP INCLUDED	LAMP TYPE	MAX. WATT.	LED READY
MITIKI	Brass	N/A	N/A	N/A	N/A
MIALSTEM60	Brass - 60"	No	Bi-Pin	35	Yes
MIPERMAPOST	Brass/Heavy Duty PVC	Heavy Duty Ground Stake with Brass Cap and Stabilizer Inserts			
MITIKIWICK		Pack of 5 replacement wicks			



### SALES TOOLS

PART #	DESCRIPTION
MIDEMOKIT8	Demo Kit Includes a TF150 Transformer, 6 LED Up lights, 2 LED Area lights with Quick Connectors and Storage Case
MIDEMOKIT8BT	Demo Kit includes a TF150 Transformer, 6 BT Up Lights, 2 BT Area lights, 2 Hats, 1 BT Range Extender and Storage Case



### ACCESSORIES

PART #	MATERIAL/COLOUR	DESCRIPTION
MIRMB	Brass	Round Mounting Base
MIGUTTERMOUNT	Brass	Guttermount Kit



### LED STRIP LIGHTS

PART #	DESCRIPTION	MAX. WATT.
MITAPELED5	5' LED Strip w/10' of wire	3.5W / per foot
MITAPELED15	15' LED Strip w/10' of wire	3.5W / per foot
MITAPELED30	30' LED Strip w/10' of wire	3.5W/ per foot





## Old world craftsmanship...tomorrow's technology



MMCBL5CB      MMCBL1CB

### DIRECTIONAL BULLET LIGHTS - INCANDESCENT/LED

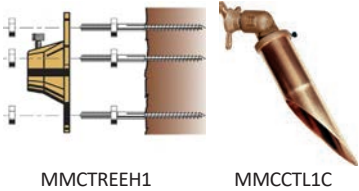
PART #	MATERIAL/COLOUR	LAMP INCLUDED	LAMP TYPE	MAX. WATT.	LED READY
MMCBL1CB	Bronze	No	MR-16	50	Yes
MMCBL5CB	Bronze	No	MR-11	20	Yes



MMCCH1CB      MMCBAL1CB

### PATH & AREA LIGHTS

PART #	MATERIAL/COLOUR	LAMP INCLUDED	LAMP TYPE	MAX. WATT.	LED READY
MMCCH1CB	Bronze	S-8	25W	25	Yes
MMCBAL1CB	Bronze	No	MR-16	50	Yes




MMCTREEH1      MMCCTL1C

### TREE LIGHT & ACCESSORIES

PART #	MATERIAL/COLOUR	LAMP INCLUDED	LAMP TYPE	MAX. WATT.	LED READY
MMCCTL1C	Bronze/Copper	No	MR-16	50	Yes
MMCTREEH1	Stainless Steel Screws and Nuts (3 Per Set)	N/A	N/A	N/A	N/A
MMCTREEH24	Stainless Steel Screws and Nuts (24 Pack, includes driver) - Contractor Pack	N/A	N/A	N/A	N/A



MMCEWL5CB



MMCNL1CB      MMCDL1CB

### WALL/NICHE/DECK LIGHTS

PART #	MATERIAL/COLOUR	LAMP INCLUDED	LAMP TYPE	MAX. WATT.	LED READY
MMCEWL5CB	Bronze	Yes	T-3	20	Yes
MMCNL1CB	Bronze/Copper	Yes	T-3	20	Yes
MMCDL1CB	Bronze	Yes	T-5	20	Yes



MMSBL10

### SOURCE UP LIGHT

PART #	MATERIAL/FINISH	LAMP INCLUDED	LAMP TYPE	MAX. WATT.	LED READY
MMSBL10	Aged Brass	No	MR-16	50	Yes

*Celebrating...*

**22+ Years Installed...and still shining strong**



- CAST Classic MR-16 Bullet Light (CBL1CB) the fixture that started it all
- Solid Sand-CAST Bronze Shroud, Body AND Stake
- CAST Bronze weathers to a beautiful patina
- Built to Last, enjoyed for many years in the most demanding environments

*Old world craftsmanship...tomorrow's technology®*

*Choosing The Correct Light Level And Beam Angle Is Vital. Making It Simple...That's Where We Come In!*

**LED MR-16**  
*Easy Identification Lamps*



*Color-Coded & Engraved*

- Lamp Color Indicates Wattage of LED
- 20° to 80° Beam Spreads
- Available in 2700K & 3000K
- Beam Angle Engraved on Face of Optic for Accurate Replacement
- 10-75W Halogen Equivalent
- 1-6W Drop-In LED



**CAST Lighting, LLC**  
973.423.2303 | info@cast-lighting.com  
www.cast-lighting.com

**TO LEARN MORE**  
**Contact Us Today!**



 **Online Training Portal**



- ☀ Irrigation Association Certified
- ☀ Water Smart Irrigation Professional Certified
- ☀ On-Board new or seasonal employees
- ☀ Learn potential new services like Landscape Lighting or Drainage

# 2024 PRODUCT SPOTLIGHT



## VERSA BEAM FIXTURES


The Brilliance Versa Beam is an easy-to-install and versatile light source. All configuration options use an integrated light engine with 3W, 180 lumen output, 8-15 VAC. Available in Brass, Nickel, Brass Black finishes.

Whether you need Up Lighting, Down Lighting, Directional Lighting, Path Marker Lighting, Recessed Lighting, Hardscape/Accent Lighting, or Ornamental Lighting, there is a Versa Beam option for you. Plus, it comes fully assembled in the finish and configuration of your choice, so it is ready to use out of the box.

### Features

- ETL Certified for UL 1838 and CSA C22.2 Standards
- 90 CRI and IP65
- Dimmable with Brilliance Dimmer and Most Magnetic Transformers

## MINI BEAMS, NOW IN BLACK



Brilliance Mini Beams are now available in Black, and come pre-assembled with a Stake and Shield!

If your application calls for it, shape or bend the stake to optimize the light's aim.

### Features:

- ETL Certified for UL 1838 and CSA C22.2 Standards
- 90 CRI and IP68
- Dimmable with Brilliance Dimmer and Most Magnetic Transformers



## BLACK DIAMOND LINE

The Black Diamond line of fixtures are well-constructed, economical options. Choose from Black Brass or Bronze (available in early 2024) finishes and lamp or no lamp part numbers.

Available in MR16 Directional Light, G4 Path Light, G4 Wall Wash, MR16 Well Light, PAR36 Well Light, and G4 Modern Path Light (available in early 2024), there is a full range of options to make a cohesive design with fixtures from the Black Diamond line. Both the Directional Light and Wall Wash fixtures feature an adjustment system with multiple points of articulation of the knuckle.

### Features

- Spun Brass Construction with Baked Enamel Finish
- Order with or without a Lamp
- Budget-Conscious Line

## 600W TRANSFORMER



The Brilliance 600W Transformer features a high-quality, stainless steel case and includes multi taps in 12V, 14V, 16V, 18V, 20V, and 22V.

Pair with Brilliance controls, like the Smart Socket 3.0 or the award-winning Sector Selector for additional functionality.

### Features:

- UL 1838 Certified
- Secondary Circuit Breaker
- 2 Knockout Sizes for Conduit
- Canted Terminal Block for Easy Access



### BLACK DIAMOND UP LIGHT

PART #	MATERIAL/FINISH	LAMP INCLUDED	LAMP TYPE
MLDLECONL	BLACK	No	MR-16



### BLACK DIAMOND PATH LIGHT

PART #	MATERIAL/FINISH	LAMP INCLUDED	LAMP TYPE
MLPLECONL	BLACK	No	BI-PIN



### BLACK DIAMOND WALL WASH LIGHT

PART #	MATERIAL/FINISH	LAMP INCLUDED	LAMP TYPE
MLWWECONL	BLACK	No	BI-PIN



MR-8

### MR-8

PART #	BASE	WATTAGE	LUMENS	COLOUR	SPREAD	VOLTAGE
MLMR8WW30	MR-8	1.5	90	Warm White	30	8-25



MLMR-11

### MR-11

PART #	BASE	WATTAGE	LUMENS	COLOUR	SPREAD	VOLTAGE
MLMR11WW30	MR-11	2	120	Warm White	30	8-25
MLMR11WW60	MR-11	2	120	Warm White	60	8-25



MLMR-16 ECO



MLMR-16

### MR-16

PART #	BASE	WATTAGE	LUMENS	COLOUR	SPREAD	VOLTAGE
MLMR164ECO15	MR-16	4	325	Warm White	15	8-25
MLMR164ECO30	MR-16	4	325	Warm White	30	8-25
MLMR164ECO60	MR-16	4	325	Warm White	60	8-25
MLMR164ECOWW120	MR-16	4	325	Warm White	120	8-25
MLMR165WW15	MR-16	5	380	Warm White	15	8-25
MLMR165WW30	MR-16	5	380	Warm White	30	8-25
MLMR165WW60	MR-16	5	380	Warm White	60	8-25
MLMR167WW15	MR-16	7	690	Warm White	15	8-25
MLMR167WW30	MR-16	7	690	Warm White	30	8-25
MLMR167WW60	MR-16	7	690	Warm White	60	8-25
MLMR164W300030	MR-16	4	350	Cool White	30	8-25
MLMR165W300030	MR-16	5	400	Cool White	30	8-25
MLMR165W300060	MR-16	5	400	Cool White	60	8-25
MLMR167W300030	MR-16	7	715	Cool White	30	8-25
MLMR16CHAMELEON	MR-16	6	328-441	Colour Changing	38	11-18



MLMR-16 CHAM



MLAR-11

### AR-11

PART #	BASE	WATTAGE	LUMENS	COLOUR	SPREAD	VOLTAGE
MLAR11WW30	AR-11	3	130	Warm White	30	8-18



MLPAR-36



### PAR-36

PART #	WATTAGE	LUMENS	KELVIN
MLPAR364WW30	4	435	2700K
MLPAR367WW30	7	675	2700K, 3000K
MLPAR3611WW30	11	900	2700K, 3000K
MLPAR36CHAMELEON30	9	442-686	220K-5700K



MLBIPINCHAM

MLECOG4

MLT5ECO-WW



## BI-PIN/WEDGE BASE

PART #	BASE	WATTAGE	LUMENS	COLOUR	SPREAD	VOLTAGE
MLBIPINECOG-4WW-2	G4	2	150	Warm White	360	10-14
MLBIPINECOG-4WW-3	G4	3	240	Warm White	360	10-14
MLT5ECO-WW	T5	3	240	Warm White	270	8-14
MLG4CHAMELEON		2.5	190-250	Colour Changing	Omni-Directional	8-18



MLBIPING4RECWAFFER

## WAFFER BI-PIN

PART #	BASE	WATTAGE	LUMENS	COLOUR	SPREAD	VOLTAGE
MLBIPING4RECWAFFER	G4	2	120	Warm White	180	8-18



MLBEACONSCBWW



MLBEACONS8WW

## SINGLE CONTACT BAYONET & S8 WEDGE BASE

PART #	BASE	WATTAGE	LUMENS	COLOUR	SPREAD	VOLTAGE
MLBEACONSCBWW	S.C.B.	2	130	Warm White	30	8-18
MLBEACONS8WW	S8	2	130	Warm White	n/a	8-18

## SPECIALTY LIGHTS & ACCESSORIES

### LED STRIP LIGHTING & ACCESSORIES



PART #	DESCRIPTION
MLSLGENIII	Strip LED 2700K, Voltage 8-16, Wattage 1.8w per Metre, 82 ft reel
MLSL40KIT	½ reel (40 feet) strip lighting kit
MLSLPFKIT	Strip LED Power Feed Kit
MLSLCSKIT	Strip LED Clips and Screws, 50 Clips, 100 Screws
MLSLECKIT	Strip LED end Cap with Head Shrink
MLSLDCKIT	Strip Led Double Sided Connector Kit
MLSLJCKIT	Strip LED Jumper Connector Kit
MLSLEXC-G	Extrusion Kit 1 Meter

### SPECIALTY

PART #	DESCRIPTION	LUMENS	WATTAGE
MLAQUABEAMWW	Aquabeam Fixture	350	5
MLMINIBEAM-90	Water Safe Minibeam Fixtures	90	1.5
MLMINIBEAM-200	Water Safe Minibeam Fixture	200	3
MLMINIBEAM-400	Water Safe Minibeam Fixture	400	6
MLTEEWB-BBLK	Tee Wall Wash (Black)	110	1.5
MLTEEWB-BRASS	Tee Wall Wash (Bronze)	110	1.5
MLMINISTK & SHLD90200	Stake & Shield for MiniBeam 90 & 200		
MLMINISTK & SHLD400	Stake & Shield for MiniBeam 400		
MESMDMR16LED	Economy MR16 Lamp (5W, 40Deg)		
MEBIPING4-3	Economy Bi-Pin Lamp (3W)		



MLAQUABEAMWW



MLMINIBEAM



MINI BEAM STAKE & SHIELD



MLTEEWB-BBLK



MLBISCAYNE-F



MLBISCAYNE-G

### SUBSURFACE/WELL LIGHTS

PART #	DESCRIPTION
MLBISCAYNE-F	Flat Top- Black/Composite Finish
MLBISCAYNE-G	Grate Top- Black/Composite Finish



## Transformers, Timers & Accessories



MLCS-ART MLBLEDSOCKET MLSSSELECTOR



MLDIMMER MIITIMERPRO



CAST JOURNEYMEN SERIES TRANSFORMER

MITIMER2 MMCTDTC



MMCJ75SSMTTC MMCTPC



PDDX300M PDEX150M PDPXSYNC



MLBRIXF150 MLBRIXF300 MLBRIXF600

### LANDSCAPE LIGHTING SMART CONTROLS

PART #	DESCRIPTION
MLCS-ART	Astronomical Timer
MLBLEDSOCKET	Astronomical Wifi Timer
MLSSSELECTOR	Create up to 4 zones on a transformer
MIITIMERPRO	Alliance Intelligent (IT) Timer

### LANDSCAPE LIGHTING CONTROLS

PART #	DESCRIPTION
MLDIMMER	Dimmer Switch, Compatible with all Brilliance LED Lamps - Single Zone
MMCTTC	Manual Timer
MMCTDTC	Digital Astronomical Timer
MITIMER2	Mechanical Timer

### CAST TRANSFORMERS/TIMERS PHOTO CELL

PART #	MATERIAL/COLOUR	WATTS	VOLTAGE TAPS	COMMONS
MMCJ75SSMTTC	Stainless Steel (timer included)	75	12v - 15v	1
MMCJ300SSMT	Stainless Steel (timer not included)	300	12v - 15v	1
MMCJ600SSMT	Stainless Steel (timer not included)	600	12v - 15v	1
MMCJ900SSMT	Stainless Steel (timer not included)	900	12v - 15v	1
MMCTPC	Plug in Photocell	n/a	n/a	n/a

### FX TRANSFORMERS & ACCESSORIES

PART #	DESCRIPTION
PDDX300M	300W Digital facepack - Controlled transformer with astronomical timing and event based programming
PDEX150M	150W Matte Finish Transformer- No timer
PDPXSYNC	Lighting Synchronizer for 24V Irrigation Controller

### BRILLIANCE TRANSFORMERS

PART #	DESCRIPTION	WATTS
MIXF150	Stainless Steel (timer not included)	150
MIXF300	Stainless Steel (timer not included)	300
MIXF600	Stainless Steel (timer not included)	600

# Lighting Installation Material & Accessories



## STANDARD CSA LANDSCAPE LIGHTING WIRE

PART #	DESCRIPTION	WIRE GAUGE	ROLL LENGTH
MO82250	8 Gauge Lighting Wire	8	250'
MO102250	10 Gauge Lighting Wire	10	250'
MO122250	12 Gauge Lighting Wire	12	250'
MO122500	12 Gauge Lighting Wire	12	500'
MO142250	14 Gauge Lighting Wire	14	250'
AE162250	16 Gauge Lighting Wire	16	250'
AE182250	18 Gauge Lighting Wire	18	250'



## SILICONE FILLED LIGHTING WIRE CONNECTORS

PART #	DESCRIPTION	BAG QTY.
MBKG	Grey Connector - King Innovation Watertight	20/BAG
MBKGCAN	Can of Grey Connectors - Sold per Can	100/CAN
MBKG500	Jug of Grey Connectors - Sold per Jug	500/JUG
MBKB	Blue Connector - King Innovation Watertight	10/BAG
MBKBCAN	Can of Blue Connectors - Sold per Can	50/CAN
MIALOC	Blue Quick Lock Connector - Alliance Outdoor Lighting	22/CAN



MBLSCRIMP

MBLSS

## LIGHTING SHRINK

PART #	DESCRIPTION	PACK QTY.
MBLSS	Lighting Shrink - small	20
MBLSM	Lighting Shrink - medium	20
MBLSL	Lighting Shrink - large	8
MBLSCRIMP	Crimping Tool	



## TREE TIES & ELECTRICAL TAPE

PART #	DESCRIPTION	BAG QTY.
MBTREETIE8	8" Cable Tree Ties with Screw Mount	50/BAG
BA1-ETB	Black Electrical Tape	EACH
MBTLMOUNT	1/2" Thread Universal Tree Mount	6/BOX
MLTMBZ	Tree Mount	EACH

## LIGHTING TOOLS

PART #	DESCRIPTION
MBLTOOL	Lighting Multi Tool
MBWS	Standard Wire Stripper
MBWS-SA	Self Adjusting Wire Stripper
AKPRO40	True RMS Digital Multimeter Pro40



MBWS-SA



MBLTOOL



MBWS



AKPRO40



**\*\* WE RECOMMEND A POND ASSESSMENT BY VANDEN BUSSCHE IRRIGATION STAFF \*\***



## ARBOURDALE POND CARE

PART #	DESCRIPTION	QUANTITY
OB110044	Blast Instant Bacteria	4 pack
OB11004	Blast Instant Bacteria	12 pack
OB51116	Aquasphere	1 sphere
OB6811	Renew	10L pail
OB52023	Pond Dye - Muskoka Black	5 pack
OB52024	Pond Dye - Niagara Blue	5 pack
OB52012	Pond Dye - Muskoka Black	Single
OB52011	Pond Dye - Niagara Blue	Single

### Blast



- Used as a shock treatment
- 1 box treats 1,500,000 gallons of water
- Used with biosphere to compensate for seasonal spikes
- 100% natural and biodegradable

Recommended for hard to treat ponds with high amounts of floating organic matter.

### Aquasphere Pro



- Used as a maintenance product
- Treats 500,000 gallons of water
- Gently toss into pond every 30 days
- 100% natural and biodegradable

Designed to prevent pond issues before they arise, promoting overall pond health.

### Pond Dye



- Used as a maintenance product
- 1 box treats 1.5 acre pond with average depth of 4 feet
- Use until desired colour is achieved
- 100% natural liquid

Pond dye minimizes light penetration resulting in less algae growth and beautiful reflections.

### Algae Armour



- Simply spray over the water surface
- PhosARREST descends through the water column drawing in and binding phosphorus rendering it unavailable to algae
- Without phosphorus algae cannot form
- Apply early in spring to prevent algae formation all year
- Re-application may be required in high-phosphorus conditions

Renew is used to oxygenate ponds which have become stagnant.





arbourdale™

www.arbourdale.com

**Aeration Options available  
Contact us for more information.**

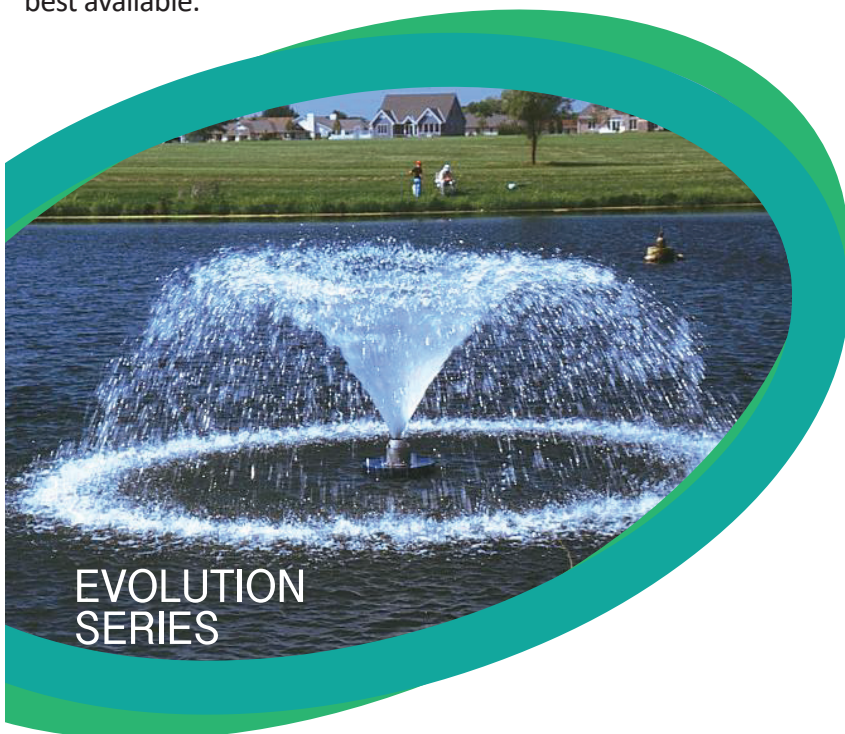


**BioBoost**

## Aqua Control

www.aquacontrol.com

The highest quality aerators & fountains on the market. With over thirty nozzle styles, multiple horsepower Grundfos motors to choose from, custom control packages & optional lights, the Aqua Control aerator & fountain packages are the best available.



**EVOLUTION  
SERIES**

### **EVOLUTION FOUNTAIN IN A BOX**

- Floating Fountain
- 1/2 HP, 115V. Single Phase
- 100' motor cable
- Two mooring stakes (with rope)
- Controller
- Tornado spray pattern
- Height: 6', Width: 15', GPM 134
- \*\* 175' motor cable available.

#### ***Optional Lighting Available***

- 100' wire
- 4 High power LED lights
- Warm white lamps standard
- Optional colours available
- \*\* 175' wire available



# Arbourdale

*Your Partners in Pond Management*

[www.arbourdale.com](http://www.arbourdale.com)

# Your Knowledgeable and Trusted Partner for the Best in Water Management Solutions

ndspro.com



Drainage • Valve & Meter Boxes • Permeable Pavers • Drip Irrigation • Flow Management

## CHANNEL DRAINS



PART #	DESCRIPTION	BOX QTY.
MRN864CD	1 Meter of 5" Light Traffic Channel with Grate, Outlet and Cap	5

## Round Catch Basins and Grates



### SPEE-D® BASINS

PART #	DESCRIPTION	BOX QTY.
MRN101D	6" Single Outlet with 3" & 4" Locking Outlets	10
MRN201D	6" Double Outlet with 3" & 4" Locking Outlets	10

### ROUND DRAINAGE GRATES



PART #	DESCRIPTION	COLOUR	BOX QTY.
MRN16D	3" Round Drainage Grate	Green	10
MRN11D	4" Round Drainage Grate	Black	10
MRN13D	4" Round Drainage Grate	Green	10
MRN40D	6" Round Drainage Grate	Black	10
MRN50D	6" Round Drainage Grate	Green	10

### ATRIUM DRAINAGE GRATES



PART #	DESCRIPTION	COLOUR	BOX QTY.
MRN70D	3" Atrium Grate	Green	20
MRN74D	3" Atrium Grate	Black	20
MRN75D	4" Atrium Grate	Green	20
MRN78D	4" Atrium Grate	Black	20

## Drainage Emitters



### POP-UP DRAINAGE EMITTERS

PART #	DESCRIPTION	BOX QTY.
MRN421D	4" Pop-Up Emitter with 4" Elbow	20
MRN430D	3" & 4" Pop-Up Emitter with Elbow and Universal Adapter	20

## Drainage Adapters and Fittings



### DOWN SPOUT DRAINAGE ADAPTERS

PART #	DESCRIPTION	BOX QTY.
MR9P07	2" x 3" x 3" Centered Down Spout Adapter (First 3" Pipe)	40
MR9P08	2" x 3" x 4" Centered Down Spout Adapter (First 4" Pipe)	30
MR4P01	4" PVC Tee (HUB x HUB)	20
MR4P02	4" PVC 90 Deg. Elbow (HUB x HUB)	25
MR4P03	4" PVC 45 Deg. Elbow (HUB x HUB)	30
MR4P03ST	4" PVC 45 Deg. Street Elbow (HUB x HUB)	60
MR4P04	4" PVC 22.5 Deg. Elbow (HUB x HUB)	20
MR4P05	4" PVC Coupling (HUB x HUB)	45
MR4P06	4" PVC Cap (HUB)	25
MR3P07	4"x 3" PVC Reducer Bushing (HUB x SPT)	20
MR4P07	4"x 3" PVC Reducer Coupling (HUB x HUB)	20
MR4P08	4" PVC 45 Deg. Wye (HUB x HUB x HUB)	20
MR4P1X	4" PVC Cross(HUB x HUB x HUB x HUB)	24
MR4P11	4" PVC Female Adapter (HUB x FIPT)	24
MR41P0	4" PVC 90 Deg. Long Turn Elbow (HUB x HUB)	20
MR41P0ST	4" PVC 90 Deg. Long Turn Street Elbow (HUB x SPT)	20
MR41P8	4" PVC Male Plug (MIPT)	50
MR9P11	4" PVC Drain Grate (S&D SPT)	25
ET42325	3" PVC Sleeving	10' lengths/ 1120' per skid
ET40045	4" PVC Sleeving	10' lengths/ 630' per skid



### SQUARE DRAINAGE GRATES

PART #	DESCRIPTION	COLOUR	BOX QTY.
MRN4D	6" Square Grate with 4" Round Outlet	Black	10
MRN640D	6" Square Grate and Adapter With 4" Round Outlet	Black	8
MRN637D	6" Square Grate and Adapter With 6" Round Outlet	Black	8
MRN771D	7" Square Grate with Round Outlet	Black	10
MRN881D	8" Square Grate with Round Outlet	Black	10
MRN970D	9" Square Grate with Round Outlet	Green	10

### DRAINAGE FITTINGS

PART #	DESCRIPTION	COLOUR	BOX QTY.
MRN1243D	3" & 4" Universal Locking Outlet	Black	10
MRN1266D	6" Universal Adapter	Black	10
MRN1206D	Universal Plug	Black	10



## Square Catch Basins and Grates



### 9" CATCH BASIN SERIES

PART #	DESCRIPTION	COLOUR	BOX QTY.
MRN900D	9" Square Catch Basin with 2 Outlets	Black	10
MRN9004D	9" Square Catch Basin with 4 Outlets	Black	10
MRN916D	9" Square Catch Basin Riser	Black	10
MRN930D	9" Square Low Profile Adapter	Black	10
MRN980D	9" Square Grate with Round Outlet	Black	10
MRN990D	9" Square Grate	Green	10

### 12" CATCH BASIN SERIES

PART #	DESCRIPTION	COLOUR	BOX QTY.
MRN1280D	12" Square Atrium Grate	Green	10
MRN1290D	12" Square Atrium Grate	Black	10
MRN1211D	12" Square Flat Top Grate	Black	10
MRN1212D	12" Square Flat Top Grate	Green	10
MRN1200D	12" Square Catch Basin with 2 Openings	Black	5
MRN1204D	12" Square Catch Basin with 4 Openings	Black	5
MRN1216D	12" x 6" Catch Basin Riser	Black	5
MRN1230D	12" Square Low Profile Adapter	Black	5

### 18" CATCH BASIN SERIES *(Special order. Freight charges may apply)*

PART #	DESCRIPTION	COLOUR	BOX QTY.
MRN1881D	18" Square Atrium Grate	Black	8
MRN1811D	18" Square Flat Top Grate	Black	8
MRN1812D	18" Square Flat Top Grate	Green	8
MRN1882D	18" Square Catch Basin with 2 Openings	Black	4
MRN1884D	18" Square Catch Basin with 4 Openings	Black	4
MRN1816D	18" x 8" Catch Basin Riser	Black	4
MRN1830D	18" Square Low Profile Adapter	Black	4
MRN1888D	8" Universal Outlet Adapter	Black	4

### 24" CATCH BASIN SERIES *(Special order. Freight charges may apply)*

PART #	DESCRIPTION	COLOUR	BOX QTY.
MRN2411D	24" Square Grate	Black	1
MRN2412D	24" Square Grate	Green	1
MRN2415D	24" Square Galvanized Steel Grate	Steel	1
MRN2400D	24" Square Catch Basin with 2 Openings	Black	1
MRN2404D	24" Square Catch Basin with 4 Openings	Black	1
MRN2410D	10" & 12" Universal Outlet Adapter	Black	1

## EZ-FLOW Pipe

PART #	DESCRIPTION
MREZ0701F	3" Pipe - 7" x 10'
MREZ1001F	4" Pipe - 10" x 10'
MREZ1501F	6" Pipe - 15" x 10'
MREZ4X24	4" x 24' Grass Paver Roll
MREZ4X150	4" x 150' Grass Paver Roll



## ADS Drainage Systems



Heavy Wall Products



AdvanEDGE

### Drainage Pipe

PART #	DESCRIPTION
MUSWS4100	4" x 100' Solid Corrugated Pipe
MUSWS4250	4" x 250' Solid Corrugated Pipe
MUSWP4100	4" x 100' Perforated Corrugated Pipe
MUSWP4250	4" x 250' Perforated Corrugated Pipe
MUSWPW4100	4" x 100' Perforated with Filter Corrugated Pipe
MUSWPW4250	4" x 250' Perforated with Filter Corrugated Pipe
MUSWS6100	6" x 100' Solid Corrugated Pipe
MUSWP6100	6" x 100' Perforated Corrugated Pipe
MUSWPW6100	6" x 100' Perforated with Filter Corrugated Pipe

### Drainage Pipe Fittings

PART #	FITTING DESCRIPTION
MU0421AA	4" Tee
MU0661ST	6" Tee
MU0417AA	4" Coupling
MU0616AA	6" Coupling
MU0422AA	4" Y Connection
MU0432AA	4" End Cap
MU0632AA	6" End Cap
MU0490AA	4" Elbow 90°

### Low Profile Pipe

#### AdvanEDGE PIPE

DESCRIPTION
12" x 100' Corrugated Low Profile Pipe
12" x 500' Corrugated Low Profile Pipe
18" x 100' Corrugated Low Profile Pipe
18" x 500' Corrugated Low Profile Pipe

### Heavy Wall Pipe

#### HEAVY WALL PIPE & FITTINGS

DESCRIPTION
Single Wall 4" Through 24" Pipe
Dual Wall 4" Through 24" Pipe
4" Through 24" Fittings

## N-12®

N-12® pipe is the world standard for corrugated polyethylene drainage pipe. This dual wall pipe with its smooth interior wall and corrugated exterior wall, offers exceptional hydraulics and strength. Built using application specific high-density polyethylene, N-12 corrugated pipe also provides superior corrosion and abrasion resistance making it an excellent alternative to reinforced concrete and corrugated metal pipe.



#### DUAL WALL DRAINAGE PIPE

PART #	DESCRIPTION
MUDWP420	Perforated Dual Wall Pipe - 4" x 20'
MUDWS420	Solid Dual Wall Pipe - 4" x 20'
MUDWS820	Solid Dual Wall Pipe - 8" x 20'

# Hand Tools and Accessories



## TRENCHING SHOVEL

PART #	DESCRIPTION
MA21373	3" Blue Handled Trenching Shovel
MA21374	4" Orange Handled Trenching Shovel
MA21375	5" Red Handled Trenching Shovel



## #2 ROUND POINT SHOVEL

PART #	DESCRIPTION
MA24182	#2 Round Point Shovel Red D-Grip Handle



## SQUARE MOUTH GARDEN SPADE

PART #	DESCRIPTION
MA49453	Square Point Handled Garden Spade
MA24382	Square Point Red D-Type Handled Garden Spade



## RAKES

PART #	DESCRIPTION
MA14116	36" Landscape Rake
MA42604	18" Garden Rake
MALF20	24" Leaf Rake



## GEORIPPER REPLACEMENT CHAIN

PART #	DESCRIPTION
MWGR16-CHAINS	GeoRipper 16" Minitrencher Digging Chain - 2 pack



## LIGHTING WIRE TOOL

PART #	DESCRIPTION
MA49045	Landscape Lighting Wire Trencher



## BROOMS

PART #	DESCRIPTION
MA82614	Medium Bristle Broom
MA82602	Dual Bristle Broom



## TAMPERS

PART #	DESCRIPTION
MAT410	4" x 10" Dirt Tamper
MAT88	8" x 8" Dirt Tamper

The warranty on Kenyon and Structron shovels, rakes, tampers, picks and sledge hammers is a "Limited Lifetime" Warranty. Tools or accessories which are abused or worn out from normal use are excluded from this warranty. Vanden Bussche Irrigation and Equipment Limited reserves the right to deny a warranty claim for Kenyon or Structron items that have failed for reasons other than defects in materials or workmanship.



**ROUND POINT SHOVEL**

PART #	DESCRIPTION
MAS700	Round Point Shovel
MASVLR40	Round Point Shovel - Seymour
ORBDS8058	Round Point Shovel 60" - Fatmax



**TRENCHING SHOVEL**

PART #	DESCRIPTION
MAS702	5" Clean-out Style Trencher - Structron
MAS703	4" Clean-out Style Trencher - Structron
ORBDS7138T	4" Trenching Shovel - Fatmax



**DRAIN SPADE**

PART #	DESCRIPTION
MAS704	5" Drain Spade
MA24574	14" Drain Spade - Seymour



**STRUCTRON SQUARE MOUTH SPADE**

PART #	DESCRIPTION
MAS705	Square Point Long Handled Garden Spade
MAS705D	Square Point D-Grip Handled Garden Spade



**SLEDGE HAMMER**

PART #	DESCRIPTION
MA41518	10lb Sledge Hammer



**PICK**

PART #	DESCRIPTION
MAPM5H	Pick Head 5lb
MA63007	Fibreglass Pick Handle



**PRY/PINCH BAR**

PART #	DESCRIPTION
MA85368	60" 18lb Pry/Pinch Bar



**MEASURING WHEEL**

PART #	DESCRIPTION
MAMW19	Measuring Wheel (Per Foot)
MA10003	Bluetooth Measuring Wheel



**IRRIGATION AUDIT KIT**

PART #	DESCRIPTION
OEAUD-LT	Irrigation Audit Kit





# Irrigation Tools and Accessories



## PIPE CUTTERS

PART #	DESCRIPTION
MB010-1000	1" Poly Cutter with Stainless Steel Blade
MB010-2000	1 1/4" Poly Cutter with Stainless Steel Blade
MB010-3000	2" Poly Cutter with Stainless Steel Blade
MB010-1025	Replacement Blade for 1" Poly Cutter
MB010-2150	Replacement Blade for 1 1/4" Poly Cutter
MB010-3315	Replacement Blade for 2" Poly Cutter

## NIPPLE EXTRACTOR

PART #	DESCRIPTION
MBNE005	1/2" and 3/4" Nipple Extractor
OR26073	1/2" Nipple Extractor
OR26074	3/4" Nipple Extractor

## PINCH CLAMP TOOLS

PART #	DESCRIPTION
QG1097	Dawn Standard Pincer
QG1800E	Oetiker Standard Pincer - Blue Handle
QG2800E	Oetiker Compound Action Pincer - Blue Handle

## HAMMERS & STRIPPERS

PART #	DESCRIPTION
MBWS	Wire Stripper
MBDBH15	Dead Blow Hammer

## PVC SAWS

PART #	DESCRIPTION
MAPVCS	PVC Saw Blue
MBPVCS9	9" PVC Saw Orange
MBRS32	Rope Saw 32"

## GROOVE LOCK PLIERS

PART #	DESCRIPTION
MBGJP-100	Groove Lock Pliers 10 Inch
MBGJP-160	Groove Lock Pliers 16 Inch

# Irrigation Tools and Accessories



## CARRYING STORAGE

PART #	DESCRIPTION
MBTOTE	Tool Tote
MBBUCKETPRO	Bucket With Dividers
MBAPRONPRO	Bucket Apron



## UTILITY KNIVES

PART #	DESCRIPTION
MBTK300	Turf Knife
MBSO123	Snap Off Utility Knife
MBITool	15 in 1 Irrigation Tool



## PUMPS

PART #	DESCRIPTION
OEG12C5	Ultra Max 18"
OEG12S-C	Ultra Small Syringe
OEG3672-CK5	Ultra Big Gulp



## PIPE GRIPS

PART #	DESCRIPTION
MBPG24	Mesh Grip Pipe Puller 24" long, up to 1 1/4" Poly
MBPG26	Mesh Grip Pipe Puller 26" long, up to 2" Poly



## TAPE & MARKING SUPPLIES

PART #	DESCRIPTION
BA3900	Olive Green Duct Tape
BA1-ETB	Black Electrical Tape
BA1-ETC	Coloured Electrical Tape - Available in blue, red, yellow
AXRBF-S	Marking Flags - Sold in bundles of 100
ETMP	Marking Paint - Available in blue, red, white, yellow



## PRESSURE GAUGES & ACCESSORIES

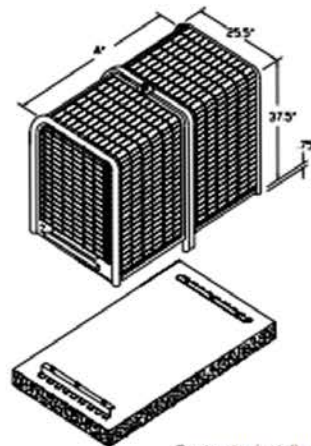
PART #	DESCRIPTION
DSOFP160	1/4" Pressure Gauge Oil Filled 160 psi Max
OR91130	Pressure Gauge with 3/4" Hose Adapter 200 psi
OEA-HCP	1/4" FIPT Pitot Tube
PDMPGAUGE	MP Rotator Pressure Gauge

## BACKFLOW AND WATER METER PROTECTIVE ENCLOSURE

- 100% Stainless Steel or marine grade aluminum construction assures long term, rustproof durability and additional strength
- Portable with fork lift openings on the bottom, handles for lifting on sides
- Hinged drop down lid with padlock tab
- Vent hole pattern on lower end section for water drainage
- Side cutouts for 2" piping
- Insulated version; 1" foam insulation, sheeted inside available

### SBBC-40SS Smooth Touch Backflow Cover

- 45" Long, 30.5" High, 16" Wide
- All stainless steel 2 piece
- Lockable Lid with hinge
- Weather resistant

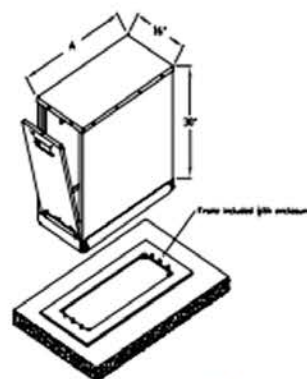


Contractor installed  
concrete pad



### SBBC-45ALI Insulated Low Profile Backflow Enclosure

- 39.5" Long, 39" High, 25.5" Wide
- Insulated
- Marine grade aluminum
- Lockable Lid with hinge



Contractor installed  
concrete pad



Enclosures are available in a variety of sizes and options.  
Reach out to your Territory Manager to find the right solution.

## Friction Loss in Polyethylene SDR-Pressure Rated Tubing Velocity measured in ft / sec., PSI Loss Per 100 Feet of Pipe (PSI/100FT).

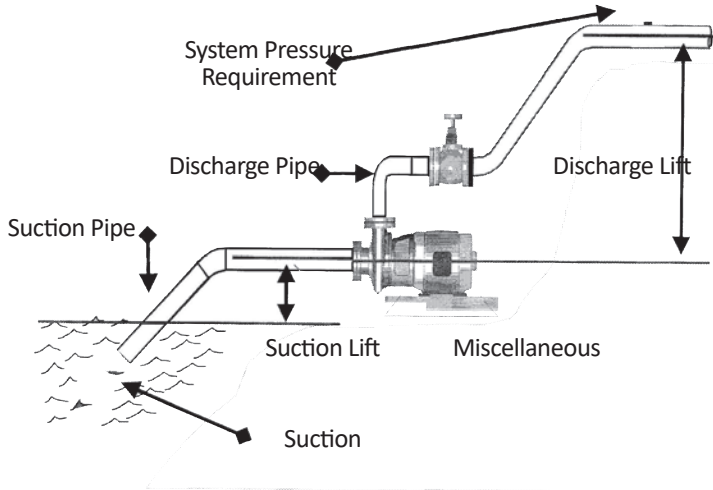
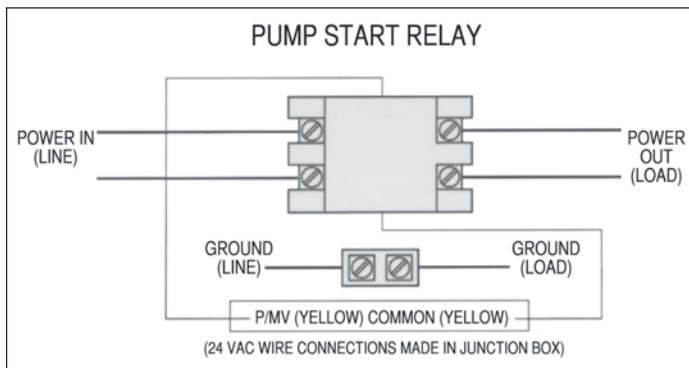


Figure 9-1: Determining Total Dynamic Head (TDH)  
 IA Certified Irrigation Contractor Workbook.  
 Chapter 9  
 Part No. AXIA-CICW \$49.00



VELOCITY CHART • FLOW IN US GPM (NOT EXCEEDING 5 FT./SECOND)							
PIPE	3/4"	1"	1 1/4"	1 1/2"	2"	2 1/2"	3"
PVC CLASS 200	11	17	28	37	57	85	126
PVC CLASS 160	-	18	29	38	60	90	140
PVC SCH. 40	8	13	23	32	53	80	120
PE (POLY)	8	14	23	32	53	-	-
COPPER TYPE M	8	13	20	28	50	-	-

POLYETHYLENE (PE) • SDR-PRESSURE RATED TUBING (2306,3206) SDR 7, 9, 11.5, 15 C=140 • PSI LOSS PER 100 FEET OF TUBE (PSI/100 FEET) • SIZES 3/4" THROUGH 2"										
"	3/4"		1"		1 1/4"		1 1/2"		2"	
GPM	Vel.	Loss	Vel.	Loss	Vel.	Loss	Vel.	Loss	Vel.	Loss
1	0.6	0.1								
2	1.2	0.5	0.7	0.1						
3	1.8	1.0	1.1	0.3	0.6	0.1				
4	2.4	1.6	1.5	0.5	0.9	0.1	0.6	0.1		
5	3.0	2.4	1.9	0.8	1.1	0.2	0.8	0.1		
6	3.6	3.4	2.2	1.1	1.3	0.3	0.9	0.1		
7	4.2	4.6	2.6	1.4	1.5	0.4	1.1	0.2	0.7	0.1
8	4.8	5.8	3.0	1.8	1.7	0.5	1.3	0.2	0.8	0.1
9	5.4	7.3	3.3	1.9	1.9	0.6	1.4	0.3	0.9	0.1
10	6.0	8.8	3.7	2.7	2.1	0.7	1.6	0.3	1.0	0.1
12	7.2	12.4	4.4	3.8	2.6	1.0	1.9	0.5	1.1	0.1
14	8.4	16.5	5.2	5.1	3.0	1.3	2.2	0.6	1.3	0.2
16	9.6	21.1	5.9	6.5	3.4	1.7	2.5	0.8	1.5	0.2
18	10.8	26.2	6.7	8.1	3.9	2.1	2.8	1.0	1.7	0.3
20			7.4	9.8	4.3	2.6	3.1	1.2	1.9	0.4
22			8.2	11.7	4.7	3.1	3.5	1.5	2.1	0.4
24			8.9	13.8	5.1	3.6	3.7	1.7	2.3	0.5
26			9.6	16.0	5.6	4.2	4.1	2.0	2.5	0.6
28			10.4	18.4	6.0	4.8	4.4	2.3	2.7	0.7
30					6.4	5.5	4.7	2.6	2.9	0.8
35					7.5	7.3	5.5	3.5	3.3	1.0
40					8.6	9.4	6.3	4.4	3.8	1.3
45					9.6	11.6	7.1	5.5	4.3	1.6
50					10.7	14.1	7.9	6.7	4.8	2.0
55							8.7	8.0	5.3	2.4
60							9.4	9.4	5.7	2.8
65							10.2	10.9	6.2	3.2
70									6.7	3.7
75									7.2	4.2
80									7.6	4.7
85									8.1	5.3
90									8.6	5.9
95									9.1	6.5
100									9.5	7.2

Note: Shaded areas of chart indicate velocities over 5' per second. Use caution to prevent water hammer.

# Friction Loss in Class 160 (SDR 26) PVC Pipe

## Velocity measured in ft / sec., PSI Loss Per 100 Feet of Pipe (PSI/100FT)

GPM	1 ¼"		1 ½"		2"		2 ½"		3"		4"		6"		8"		10"		GPM
	Vel.	Loss	Vel.	Loss	Vel.	Loss	Vel.	Loss	Vel.	Loss	Vel.	Loss	Vel.	Loss	Vel.	Loss	Vel.	Loss	
5	0.9	0.1	0.9	0.1															5
10	1.7	0.4	1.3	0.2	0.9	0.1													10
15	2.6	0.8	2.0	0.4	1.3	0.1	0.9	0.1											15
20	3.5	1.4	2.7	0.7	1.7	0.2	1.2	0.1											20
25	4.4	2.1	3.3	1.1	2.1	0.4	1.5	0.1	1.0	0.1									25
30	5.2	2.9	4.0	1.5	2.6	0.5	1.7	0.2	1.2	0.1									30
35	6.1	3.9	4.6	2.0	3.0	0.7	2.0	0.3	1.4	0.1									35
40	7.0	5.0	5.3	2.6	3.4	0.9	2.3	0.3	1.6	0.1									40
45	7.8	6.2	5.9	3.2	3.8	1.1	2.6	0.4	1.8	0.2	1.1	0.1							45
50	8.7	7.5	6.6	3.9	4.2	1.3	2.9	0.5	2.0	0.2	1.2	0.1							50
55	9.6	8.9	7.3	4.6	4.7	1.6	3.1	0.6	2.2	0.2	1.3	0.1							55
60	10.4	10.5	8.0	5.4	5.1	1.8	3.5	0.7	2.4	0.3	1.4	0.1							60
65			8.6	6.3	5.5	2.1	3.8	0.8	2.5	0.3	1.5	0.1							65
70			9.3	7.2	5.9	2.4	4.1	1.0	2.7	0.4	1.7	0.1							70
75			10.0	8.2	6.4	2.8	4.3	1.1	2.9	0.4	1.8	0.1							75
80					6.8	3.1	4.6	1.2	3.1	0.5	1.9	0.1							80
85					7.2	3.5	4.9	1.4	3.3	0.5	2.0	0.2							85
90					7.6	3.9	5.2	1.5	3.5	0.6	2.1	0.2							90
95					8.1	4.3	5.5	1.7	3.7	0.7	2.3	0.2							95
100					8.5	4.7	5.8	1.9	3.9	0.7	2.4	0.2							100
110					9.3	5.6	6.4	2.2	4.3	0.9	2.6	0.3							110
120					10.3	6.6	7.0	2.6	4.7	1.0	2.8	0.3							120
130							7.5	3.0	5.1	1.2	3.1	0.3							130
140							8.1	3.5	5.5	1.3	3.3	0.4							140
150							8.7	3.9	5.9	1.5	3.6	0.5							150
160							9.3	4.4	6.3	1.7	3.8	0.5							160
170							9.8	5.0	6.7	1.9	4.0	0.6	1.9	0.1					170
180							10.4	5.5	7.0	2.1	4.3	0.6	2.0	0.1					180
190									7.4	2.4	4.5	0.7	2.1	0.1					190
200									7.8	2.6	4.7	0.8	2.2	0.1					200
225									8.8	3.2	5.3	1.0	2.5	0.1					225
250									9.8	3.9	5.9	1.2	2.7	0.2					250
275									10.8	4.7	6.5	1.4	3.0	0.2	1.8	0.1			275
300											7.1	1.6	3.3	0.3	1.9	0.1			300
325											7.7	1.9	3.6	0.3	2.1	0.1			325
350											8.3	2.1	3.8	0.3	2.3	0.1			350
375											8.9	2.4	4.1	0.4	2.4	0.1			375
400											9.5	2.8	4.4	0.4	2.6	0.1			400
450											10.6	3.4	4.9	0.5	2.9	0.1	1.9	0.1	450
500													5.5	0.6	3.2	0.2	2.1	0.1	500
600													6.6	0.9	3.9	0.3	2.5	0.1	600
700													7.6	1.18	4.5	0.3	2.9	0.1	700
800													8.7	1.5	5.2	0.4	3.3	0.1	800
900													9.8	1.9	5.8	0.5	3.7	0.2	900
1000													10.9	2.3	6.4	0.6	4.1	0.2	1000
1250															8.1	1.0	5.2	0.3	1250
1500															9.7	1.3	6.2	0.5	1500

Note: Shaded areas of chart indicate velocities over 5' per second. Use caution to prevent water hammer.

## VOLUME

1 U.S. Gallon	.....	.231cu/in.
	.....	3.785 litres
1 Imperial Gallon	.....	1.2 U.S. gal.
1 Cubic Foot	.....	7.48 U.S. gal.
	.....	0.0283 cu. metre
1 Litre	.....	0.2642 U.S. gal.
1 Cubic Meter	.....	35.314 cu.ft.
	.....	264.2 U.S. gal.
1 Acre inch	.....	3,630 cu. ft.
	.....	27,100 U.S. gal.

## LENGTH

1 Inch	.....	2.54 cm
1 Metre	.....	3.28 feet
	.....	39.37 in.

## WEIGHT

1 U.S. Gallon of Water	.....	.833 lb.
1 Cu. Ft. of Water	.....	62.35 lb.
1 Kilogram or Litre	.....	2.20 lb.

## HORSEPOWER

1 HP	.....	0.746 kilowatts
	.....	.746 watts
	.....	33,000 ft. lbs. per minute
	.....	550 ft. lbs. per second

## ELECTRIC POWER

AC = Alternating current power  
 DC = Direct Current  
 E = Volts = Electrical pressure (similar to head)  
 I = Ampere = Electrical power (similar to rate off flow)  
 W = Watts = Electrical power (similar to head capacity)  
 KW = Kilowatts = 1000 watts  
 Apparent Power = Volts X Amperes = Watts

## HEAD

1 pound per Sq. Inch (PSI)	.....	.2.31 ft. head of water
1 Foot of Water	.....	0.433 lb. psi
1 Kilogram per Sq. Cm.	.....	14.22 lb psi
1 Atmosphere (at sea level)	.....	14.7 psi

## CAPACITY

1 Cubic Foot per Second (2d foot)	.....	449 gpm
1 Acre Inch per Hour	.....	454 gpm
1 Cubic Metre per Minute	.....	264.2 gpm
1 Hectare	.....	2.47 acres

### TO FIND CAPACITY OF A TANK OR CISTERN

$$\left( \begin{array}{c} \text{DIAMETER OF} \\ \text{TANK IN FEET} \\ \text{SQUARED} \end{array} \right) \times 0.7854 \left( \begin{array}{c} \text{HEIGHT OF TANK} \\ \text{IN FEET} \end{array} \right) \times 0.748$$

= CAPACITY IN US GALLONS

### QUANTITY OF WATER AVAILABLE FROM A SERVICE LINE • US GPM

LENGTH	SIZE	SIZE OF METER	GPM AVAILABLE
50'	3/4"	5/8"	10
50'	3/4"	3/4"	12
50'	1"	5/8"	14
50'	1"	3/4"	18
50'	1"	1"	22
50'	1 1/4"	1"	30
50'	1 1/2"	1"	35
50'	1 1/2"	1 1/2"	45
50'	2"	1 1/2"	60
50'	2"	2"	75
50'	3"	3"	160

### VELOCITY CHART • FLOW IN US GPM (NOT EXCEEDING 5 FT./SECOND)

PIPE	3/4"	1"	1 1/4"	1 1/2"	2"	2 1/2"	3"
PVC CLASS 200	11	17	28	37	57	85	126
PVC CLASS 160	-	18	29	38	60	90	140
PVC SCH. 40	8	13	23	32	53	80	120
PE (POLY)	8	14	23	32	53	-	-
COPPER TYPE M	8	13	20	28	50	-	-

### WIRE SIZING CHART • 1 VALVE PER STATION

Max. length of wire run (ft.) • run includes control wire from controller to valve and common wire from valve to controller.

AWG SIZE NO.	DIAMETER	STATIC PRESSURE NOT EXCEEDING			
		75 PSI	85 PSI	100 PSI	120 PSI
18	0.040	2200	2000	1600	1100
16	0.051	3600	3200	2500	1800
14	0.064	5700	5000	4000	3000
12	0.081	9000	8000	6400	4700
10	0.102	14000	12700	10200	74000
8	0.129	22700	20200	16200	11800
MULTIPLIER OF 2 VALVES PER STATION		0.43	0.40	0.41	0.38





## **DELHI BRANCH - HEAD OFFICE**

**2515 Pinegrove Road, Delhi, ON N4B 2E5**

**Tel/Text: (519) 582-2380 • Toll Free: 1-800-387-RAIN (7246)**

**Fax: (519) 582-1514**

## **CONCORD BRANCH**

**77 Maplecrete Rd, Concord, ON, L4K 1A5**

**Tel/Text: (905) 660-5464 • Toll Free: 1-866-703-5464**

**Fax: (905) 660-5404**

## **BURLINGTON BRANCH**

**2462 Industrial St. Units 3 & 4, Burlington ON, L7P 1A5**

**Tel/Text: (905) 634-7246**



Established 1954